
**AIR FORCE RESCUE
COORDINATION CENTER**



2012 ANNUAL REPORT

TABLE OF CONTENTS

GENERAL INFORMATION	3
AFRCC ORGANIZATION/MISSION STATEMENT.....	4
TEN YEAR SYNOPSIS.....	5
INCIDENT/MISSION SUMMARY	6
BEACON SUMMARY	7
BEACON INCIDENT/MISSION RESULTS	8
NON-AIRCRAFT SUMMARY	9-10
NON-AIRCRAFT MISSION RESULTS	11
AIRCRAFT SUMMARY/MISSION RESULTS.....	12
AIRCRAFT SUMMARY/MISSION RESULTS.....	13
FORENSICS SUMMARY.....	14
STATE SAR ACTIVITY BREAKOUT	15
SEARCH AND RESCUE UNIT DATA	16 - 18

GENERAL INFORMATION

MISSION

The Commander, Air Forces NORTHERN is the Search and Rescue (SAR) Coordinator. The Air Force Rescue Coordination Center (AFRCC) is designated as the SAR Mission Coordinator (SMC) for the aeronautical Search and Rescue Region (SRR) corresponding to the continental US other than Alaska. The AFRCC seeks to encourage a cooperative SAR network and help coordinate assistance for persons in distress.

AUTHORITY

The AFRCC mission is derived from international treaty requirements in the Chicago Convention (as amended in 2006) and the International Aeronautical and Maritime Search and Rescue (IAMSAR) Manual. These requirements are satisfied by the U.S. via the National Search and Rescue Plan (NSP) and the National Search and Rescue Supplement (NSS). The NSP and NSS provide the United States a national plan for coordinating SAR services to meet our domestic needs and international commitments. Further implementation guidance is provided in Department of Defense Instruction 3003.01; Support to Civil Search and Rescue and Air Force Policy Directive 10-45; Air Force Support to Civil Search and Rescue.

TASKING AUTHORITY

The AFRCC has no command or control authority. The AFRCC supports domestic civil authorities by coordinating Department of Defense (DoD) and other federal SAR services to the fullest extent practicable on a non-interference basis with the unit's primary duties, according to applicable national directives, plans, guidelines, and agreements. No DoD or other federal resources are assigned or tasked for the aeronautical civil SAR mission.

RESPONSIBILITIES

When managing SAR operations the AFRCC has the full operational authority of the SAR Coordinator.

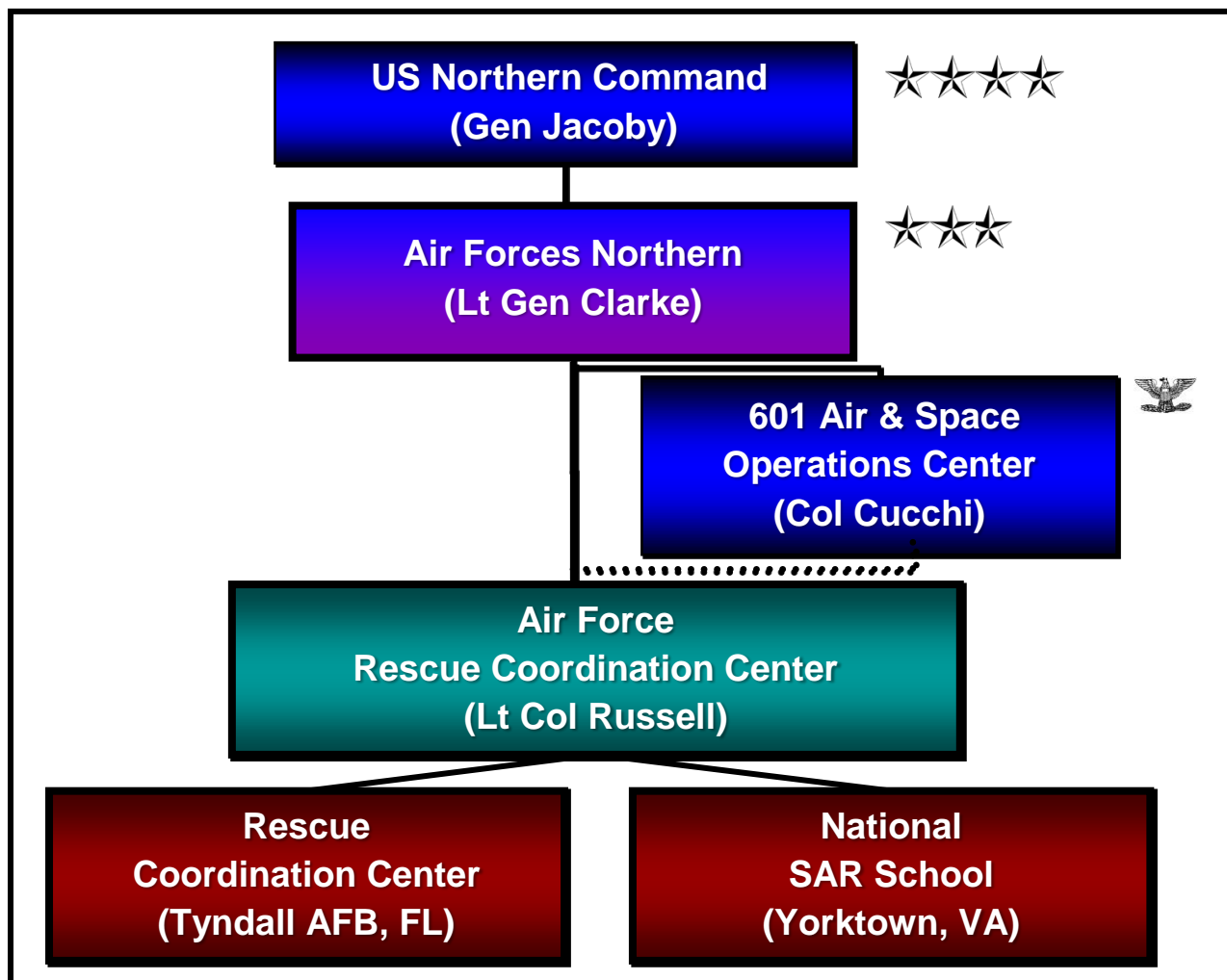
Specific responsibilities include:

- Coordinating SAR operations involving missing/overdue general aviation (GA) interstate aircraft flights, DoD aircraft, and commercial aircraft.

- Coordinating SAR operations in response to Emergency Beacon Alerts. The AFRCC receives all COSPAS-SARSAT emergency beacon distress signals registered to the United States or those originating from within its SRR. The center investigates the signal in coordination with federal, state, and local officials and determines the required type and scope of response.

- Coordinating federal SAR capabilities (both Aeronautical and Inland) at the request of other designated Rescue Control Centers (RCC), Federal and State SAR coordinators in support of their civil SAR operations. Through SAR Agreements with other SAR Coordinators (SCs) and their SMCs, the Center may be a coordinating authority for specific SAR events outside their SRR. These events include mercy, patient transport, search, rescue, and search and rescue unit (SRU) transport.

AFRCC ORGANIZATION



AFRCC MISSION STATEMENT

Continuously building a coordinated search and rescue network ensuring timely, effective lifesaving operations whenever and wherever needed through cooperation, coordination and education.

TEN YEAR SYNOPSIS

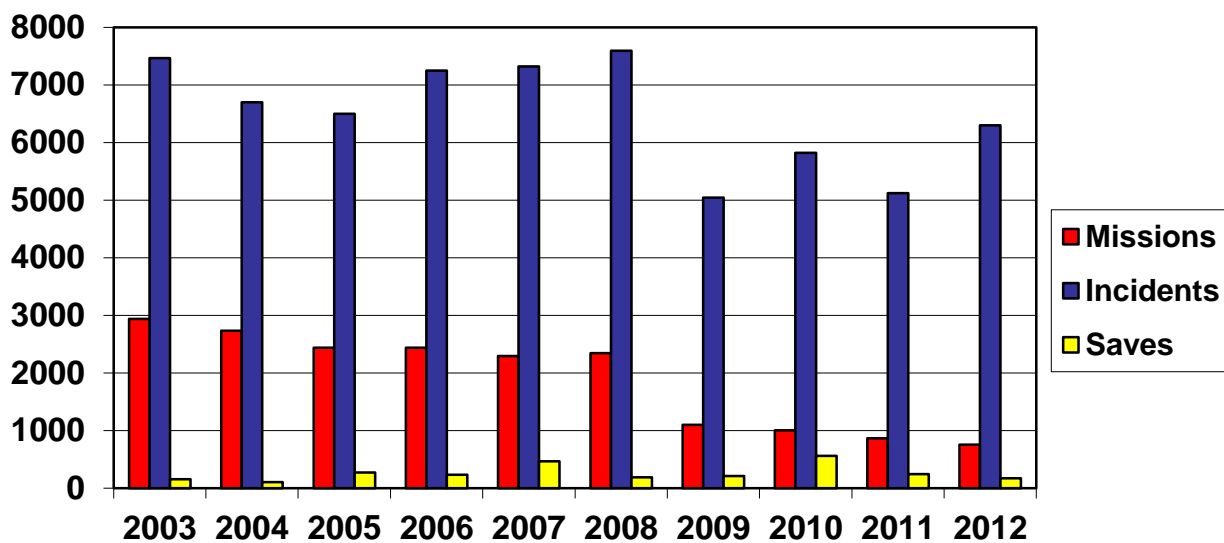
The AFRCC's yearly activity table illustrates the unit's total operational workload (missions, incidents and saves) over the past ten years.

MISSION: A SAR operation that requires the activation of federal asset(s) in order to reach a resolution

INCIDENT: A SAR investigative operation conducted without deploying a SRU.

SAVE: An objective was in a distress situation, could not affect a self-recovery and was recovered alive.

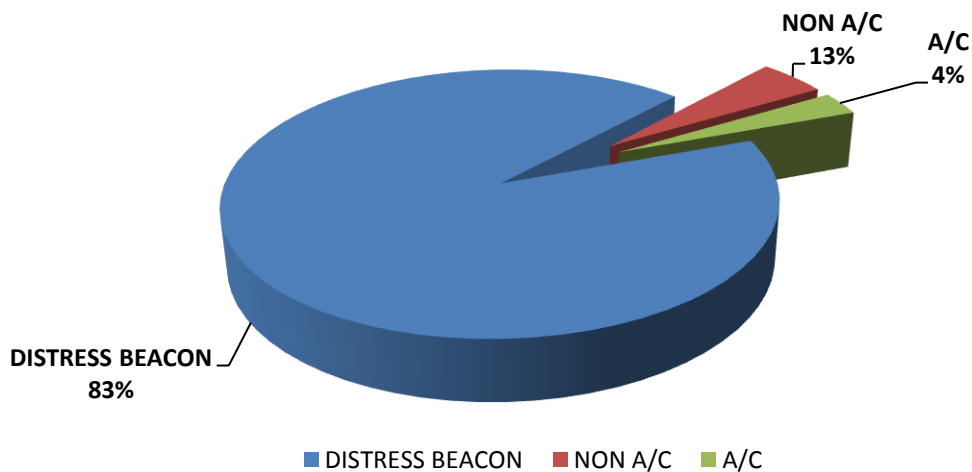
Year	2003	2004	2005	2006	2007	2008	2009	2010	2011	2012
Missions	2,937	2,734	2,441	2,438	2,296	2,344	1,100	1,004	866	755
Incidents	7,465	6,697	6,500	7,249	7,322	7,595	4,179	5,823	5,120	6,299
Saves	154	107	275	237	468	190	214	561	245	172



INCIDENT/MISSION/SAVE SUMMARY

The incident/mission/save summary identifies the total number of incidents, distress beacon incidents, non-aircraft incidents, aircraft incidents, total number of missions and the number of saves the AFRCC prosecuted during 2012.

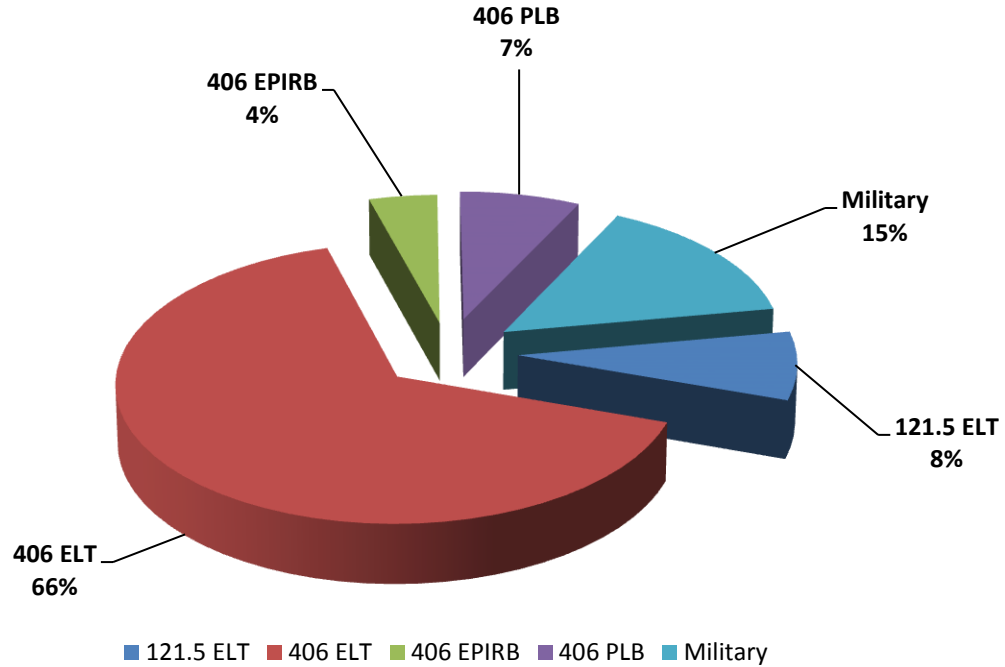
Through telephone and internet investigations, the AFRCC resolved 5,544 of the 6,299 incidents without expending federal resources, saving approximately \$2.55M and 54.3K work hours. The AFRCC coordinated 755 missions resulting in 172 lives saved.



SUMMARY	INCIDENTS	MISSIONS	SAVES
Distress Beacon Incidents	5,820	505	26
Non-Aircraft Incidents	295	189	138
Aircraft Incidents	184	61	8

BEACON SUMMARY

During 2012, the AFRCC investigated numerous beacon incidents. This chart indicates the type of beacons and number of incidents involving federal assets (missions) and the resulting lives saved.



TYPE	INCIDENTS ¹	MISSIONS	SAVES
406 ELT	3,804	92	4
406 PLB	431	22	21
121.5 ELT	465	306	1
243.0 ELT	15	9	0
406 EPIRB	234	67	0
Military Beacon	871	9	0

Note 1: 1,041 Incidents were beacons coordinated with overseas agencies in more than 50 countries.

BEACON INCIDENT/MISSION RESULTS

This chart indicates the results of all distress beacon incidents prosecuted by the AFRCC during 2012.

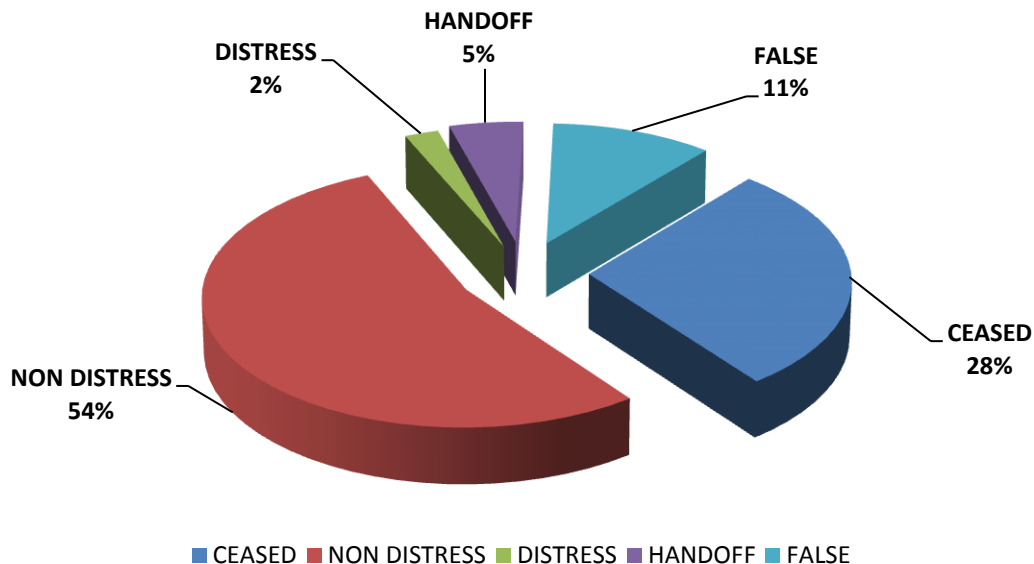
NON-DISTRESS: Upon investigation it was revealed that there was not an actual distress situation, e.g. accidental activation.

HAND-OFF: The incident/mission was passed to another Search and Rescue Region/Agency.

CEASED: The beacon was no longer picked up by the source(s) that originally heard the signal (SARSAT, aircraft, ground station).

DISTRESS: Upon investigation it was revealed that the beacon activation was caused by an actual distress situation.

FALSE: Erroneous reporting of emergency situation, e.g. activating a beacon and the entire SAR system to test the beacon.



RESULT	NUMBER
Non Distress	3,127
Ceased	1,664
Handoff	283
Distress	129
False	617 (note 1)

NOTE: This high number is due to Tech Orders requiring MX personnel to test the beacons during installation. This is not correct, ONLY self-test is authorized.

NON-AIRCRAFT SUMMARY

In 2012 the AFRCC prosecuted several different types of Non-Aircraft related incidents. This chart breaks down the various types and number of incidents involving federal assets and the resulting lives saved.

MISSING PERSON: The search for a person or persons whose location is not known.

RESCUE: The extraction of a person or persons in distress from a known location.

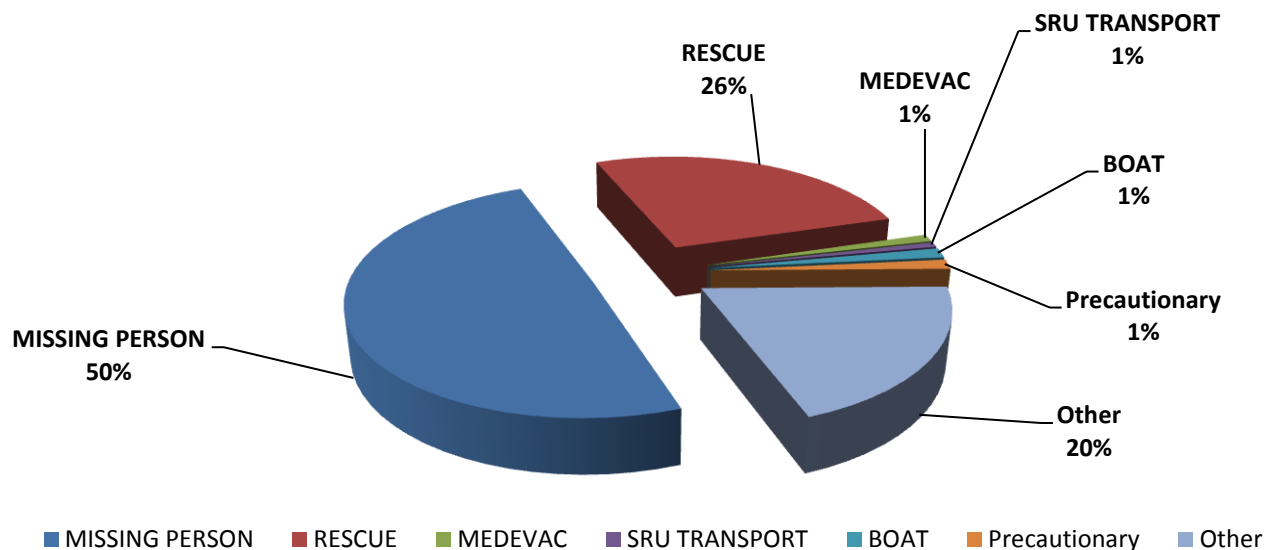
MASS RESCUE: Extraction of persons in distress from an accident/incident involving a large number of persons.

MEDEVAC: Evacuation of persons for medical reasons and hospital-to-hospital patient transfer.

MERCY: Delivery/Transportation of life saving vital materials (organs, blood, etc).

SRU TRANSPORT: Transportation for the Search and Rescue Unit to and or from a mission location.

RECOVERY: On special occasions, when all other state resources are exhausted and there are no limiting factors for the federal asset, the AFRCC may grant approval for a unit to assist with the recovery of the deceased.

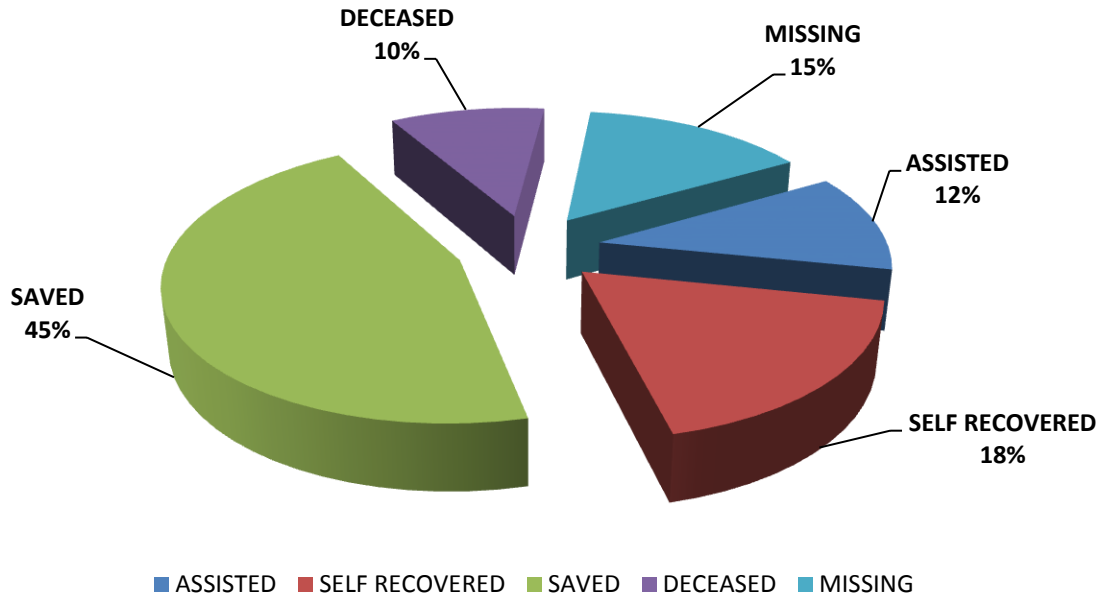


NON-AIRCRAFT SUMMARY CONTINUED

TYPE	INCIDENTS	MISSIONS	SAVES
Missing Person(s)	146	118	63
Rescue	78	58	73
MEDEVAC	3	1	1
Mercy	0	0	0
SRU Transport	2	1	1
Recovery	0	0	0
Mass Rescue	0	0	0
Boat	4	3	0
Vehicle	0	0	0
Precautionary	4	2	0
Other	58	6	0

NON-AIRCRAFT MISSION RESULTS

This chart indicates mission results for non-aircraft incidents prosecuted by the AFRCC in 2012.



RESULT	NUMBER
Saved	138
Missing	45
Deceased	31
Assisted	35
Self Recovered	55

AIRCRAFT SUMMARY

The chart shows the types of aircraft incidents prosecuted by the AFRCC in 2012, the number of incidents overall, missions involving federal assets and lives saved.

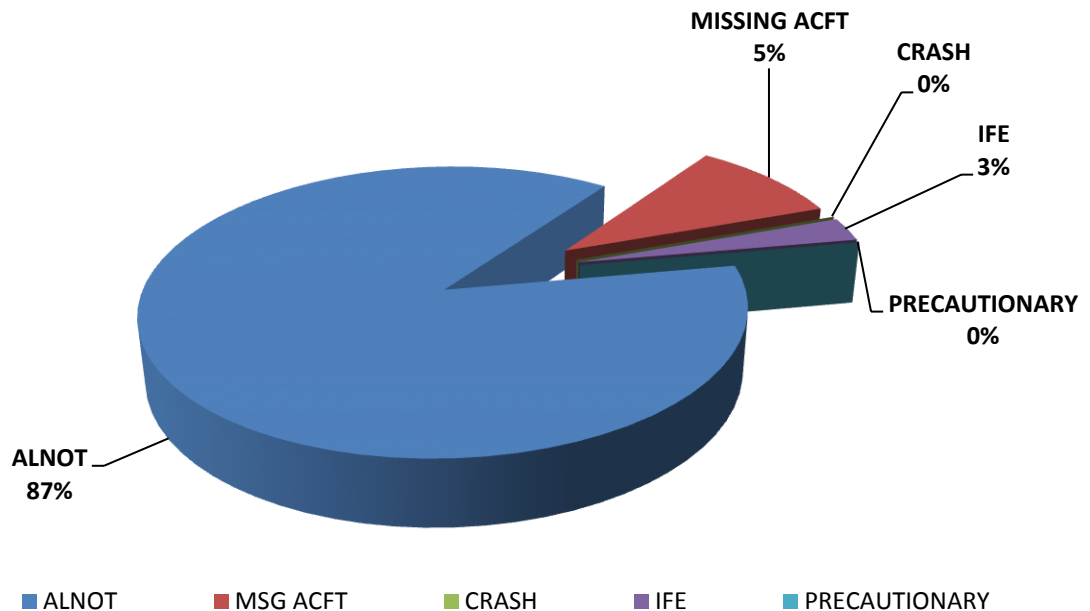
MISSING AIRCRAFT: The investigation of a report of an overdue aircraft which remains missing.

CRASH: An aircraft accident which was reported or located but did not require federal support.

ALNOT: An Alert Notice issued by the FAA for overdue aircraft requiring action by the AFRCC.

IFE: In Flight Emergency – A reported emergency involving an aircraft in flight.

PRECAUTIONARY: Mission opened with SAR resources on “standby” for major events such as air shows.

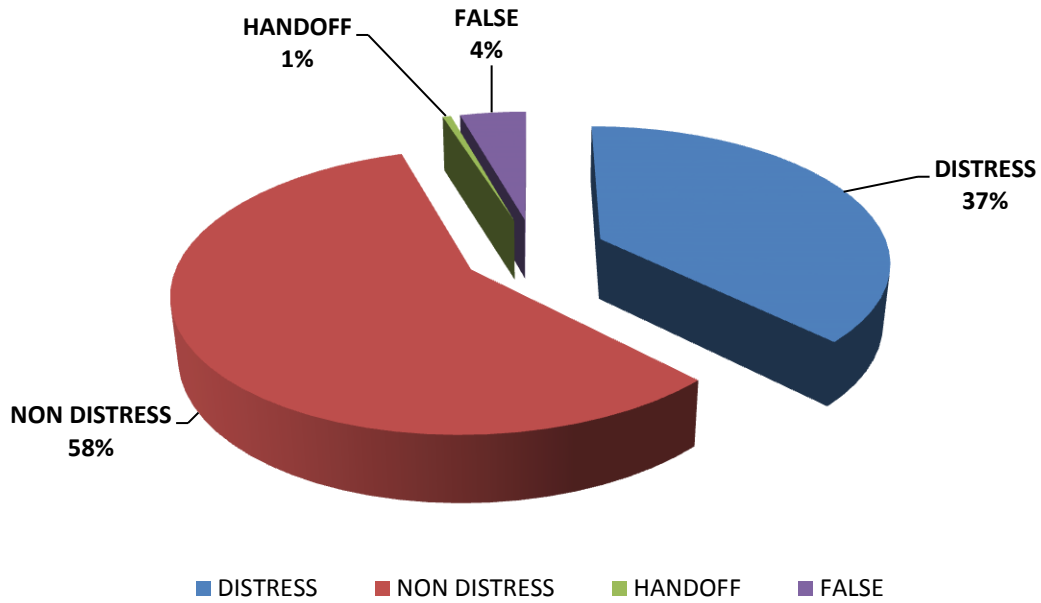


TYPE	INCIDENTS	MISSIONS	SAVES
ALNOT	161	52	5
IFE	5	0	0
Crash	0	0	0
Missing Aircraft	18	9	0
Precautionary	0	0	0

AIRCRAFT MISSION RESULTS

This chart indicates mission results for aircraft related incidents prosecuted by the AFRCC in 2012.

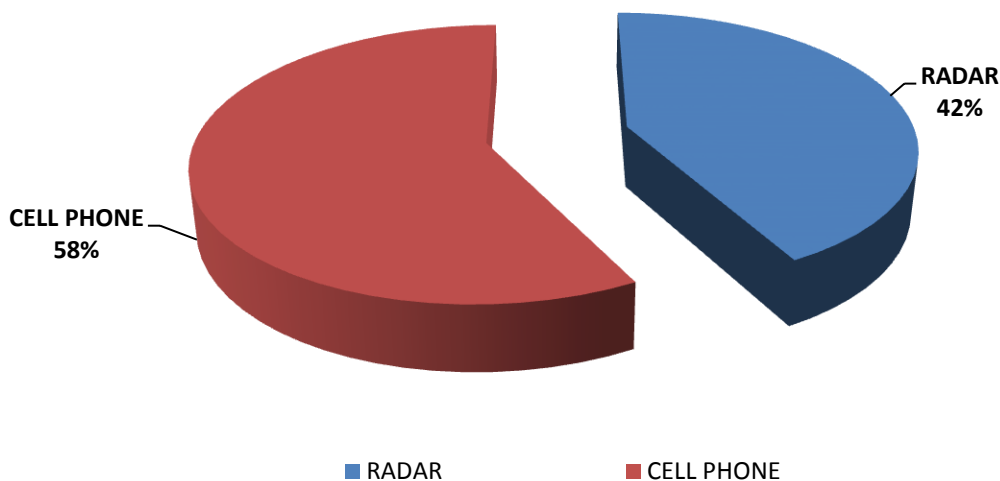
A “Handoff” is an incident initiated by the AFRCC and turned over to another rescue agency.



RESULT	NUMBER
Non-Distress	106
Distress	69
False	8
Handoff	1

RADAR AND CELL PHONE FORENSICS

The below chart indicates the number of missions in which radar and cell phone forensics were involved and the number of corresponding lives saved. Often both types of forensics are used on a mission.



TYPE	MISSIONS	SAVES
Radar Forensics	51	5
Cell Forensics	70	33

The AFRCC is authorized to request cell phone forensics IAW 18 U.S.C. § 2702 (b)(8)

- § 2702. Voluntary disclosure of customer communications or records
- (b) Exceptions for disclosure of communications.-- A provider described in subsection (a) may divulge the contents of a communication--
- (8) to a Federal, State, or local governmental entity, if the provider, in good faith, believes that an emergency involving danger of death or serious physical injury to any person requires disclosure without delay of communications relating to the emergency.

SAR ACTIVITY BY STATE

The SAR activity by state table displays the total federal incidents/missions for each state.

STATE	Incidents	Missions	Aircraft	ELT	EPIRB	PLB	Missing Persons	Rescue	MedEvac	Mercy	Precautionary	SRU Transport	Other	Saves
AL	24	7	18	5	2	2	0	0	0	0	3	0	0	0
AK	3	0	1	0	1	0	0	0	0	0	1	0	0	0
AZ	75	27	58	1	7	6	5	1	0	1	9	0	2	7
AR	8	2	8	0	0	1	0	0	0	0	1	0	0	1
CA	113	71	95	14	13	7	7	0	0	0	20	0	3	11
CO	48	43	42	0	2	24	8	0	0	0	7	1	0	17
CT	8	4	10	1	0	0	0	0	0	0	1	0	0	0
DE	7	1	4	2	1	0	0	0	0	0	0	0	0	0
FL	198	78	162	55	5	2	1	0	0	0	16	0	10	5
GA	41	26	45	5	3	2	0	0	0	0	8	0	0	0
HI	0	0	0	0	0	0	0	0	0	0	0	0	0	0
ID	23	22	12	1	5	11	9	0	0	0	4	0	1	15
IL	27	12	32	3	0	0	0	0	0	0	2	0	1	0
IN	15	6	17	1	0	0	0	0	0	0	2	0	0	0
IA	11	3	13	0	0	0	0	0	0	0	0	0	0	0
KS	35	6	39	0	0	0	0	0	0	0	1	0	0	0
KY	14	13	19	1	0	1	0	0	0	0	3	0	0	0
LA	28	4	16	5	7	0	0	0	0	0	1	0	0	0
ME	13	6	8	8	0	1	0	0	0	0	2	0	0	1
MD	13	10	10	2	4	2	0	0	0	0	2	0	2	1
MA	13	10	13	6	1	0	0	0	0	0	1	0	0	0
MI	19	27	24	3	0	6	4	0	0	0	6	0	1	8
MN	16	12	17	0	3	2	0	0	0	0	5	0	0	0
MS	7	5	4	2	1	0	0	0	0	0	3	0	1	1
MO	11	9	18	1	0	0	0	0	0	0	0	0	0	1
MT	18	15	10	2	0	6	6	0	0	0	3	1	3	16
NE	7	1	3	2	0	1	0	0	0	0	2	0	0	1
NV	30	14	11	0	9	14	0	0	0	1	5	0	0	9
NH	4	3	3	3	0	0	0	0	0	0	0	0	0	1
NM	11	12	7	1	1	6	1	0	0	1	5	0	0	1
NJ	15	11	19	6	0	0	0	0	0	0	0	0	0	0
NY	40	17	38	7	2	4	0	0	0	0	1	0	0	2
NC	46	14	25	9	11	4	0	0	0	0	5	0	2	0
ND	10	5	5	1	4	4	0	0	0	0	0	0	0	1
OH	27	8	33	0	0	1	0	0	0	0	1	0	0	0
OK	20	4	20	0	1	0	0	0	0	0	3	0	0	0
OR	32	20	25	6	0	8	6	0	0	0	4	0	1	11
PA	24	10	24	2	0	4	0	0	0	0	3	0	0	2
RI	3	1	3	1	0	0	0	0	0	0	0	0	0	0
SC	14	12	17	6	3	0	0	0	0	0	0	0	0	0
SD	4	4	1	0	0	2	0	0	0	0	5	0	0	2
TN	18	8	19	0	0	1	0	0	0	0	1	0	2	0
TX	115	44	116	7	7	0	0	0	0	0	16	0	3	1
UT	16	8	12	0	2	1	0	0	0	0	7	0	0	2
VT	2	0	1	1	0	0	0	0	0	0	0	0	0	0
VA	27	12	20	8	7	2	0	0	0	0	0	0	0	0
WA	83	33	56	5	9	12	22	2	0	0	3	0	2	22
WV	6	1	5	0	0	1	0	0	0	0	0	0	0	0
WI	20	12	23	0	1	2	0	0	0	1	3	0	1	0
WY	13	8	4	0	1	6	1	0	0	0	6	0	0	10
DC	3	1	3	0	1	0	0	0	0	0	0	0	0	0
PR	0	2	2	0	0	0	0	0	0	0	0	0	0	0
MX	0	0	0	0	0	0	0	0	0	0	0	0	0	0
UL	4128	63	3072	51	734	0	1	0	0	0	10	0	22	12

SEARCH AND RESCUE UNIT (SRU) SORTIE DATA

The total number of missions by SRU is determined by extensive data mining and may be different than what each SRU has. The total on this page is higher than the actual annual number due to multiple SRUs being involved in the same mission.

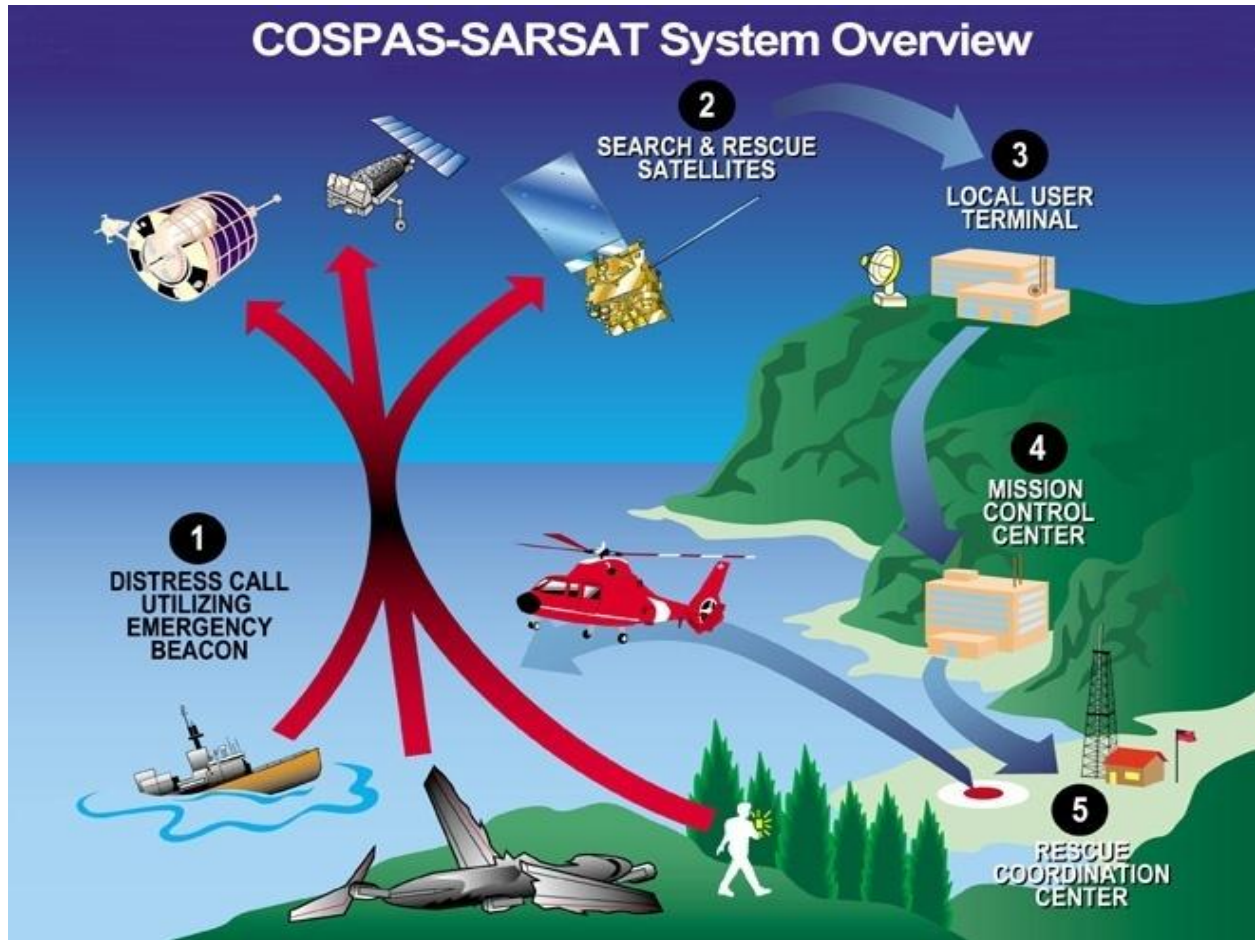
COAST GUARD		
SRU NAME	MISSIONS	SAVES
CGD1	1	1
CGD08	1	0
CGD9	6	3
CGD11	1	0
CGD13	6	6
CGAS ASTORIA	3	2
CGAS NORTH BEND	2	0
CGAS PORT ANGELES	2	2
CGAS TRAVERSE CITY	3	5
CGAS COLUMBIA RIVER	2	2
CGAS SEATTLE	1	0
CG AUX	1	0
TOTAL	29	21
AIR NATIONAL GUARD		
SRU NAME	MISSIONS	SAVES
129 RQW	7	10
NM ANG	1	1
TOTAL	8	11
ARMY NATIONAL GUARD		
SRU NAME	MISSIONS	SAVES
CO ARNG	1	0
ID ARNG	2	3
182 ARNG	1	1
183 AVI BGT	1	2
1-189th	1	0
214 th FT LEWIS	3	5
AASF BUCKLEY	6	2
HAATS	11	11
TOTAL	26	24
NAVY		
SRU NAME	MISSIONS	SAVES
NAS CHINA LAKE	5	3
NAS FALLON	4	1

NAS WHIDBEY ISLAND	10	6
TOTAL	19	10
MARINES		
SRU NAME	MISSIONS	SAVES
MCAS YUMA	1	0
TOTAL	1	0
ARMY		
SRU NAME	MISSIONS	SAVES
FORSCOM	0	0
TOTAL	0	0
AIR FORCE (AD/RESERVE)		
SRU NAME	MISSIONS	SAVES
36 RQF	13	10
37 HS	1	0
40 HS	5	10
54 HS	1	0
55 RQS	2	1
66 RQS	3	2
79 RQS	1	0
920 RQW	2	3
512 RQS	1	1
563 RQG	2	2
ELLSWORTH AFB	1	2
TOTAL	32	31
CIVIL AIR PATROL		
SRU NAME	MISSIONS	SAVES
NHQ	61	38
AL CAP	7	0
AR CAP	0	0
AK CAP	16	1
AZ CAP	2	1
CA CAP	67	2
CO CAP	25	2
CT CAP	3	0
DC CAP	1	0
DE CAP	89	0
FL CAP	28	0
GA CAP	0	0
IA CAP	8	5
ID CAP	11	0
IL CAP	8	0

IN CAP	3	0
KS CAP	7	0
KY CAP	14	0
LA CAP	4	0
MA CAP	6	0
MD CAP	10	1
ME CAP	8	0
MI CAP	18	1
MN CAP	12	0
MO CAP	4	1
MS CAP	9	1
MT CAP	6	0
NC CAP	0	0
ND CAP	8	5
NE CAP	5	0
NH CAP	7	0
NJ CAP	19	0
NM CAP	16	1
NV CAP	16	0
NY CAP	4	1
OH CAP	9	0
OK CAP	5	0
OR CAP	12	3
PA CAP	11	2
PR CAP	3	0
RI CAP	13	0
SC CAP	2	0
SD CAP	8	0
TN CAP	46	0
TX CAP	10	1
UT CAP	0	0
VA CAP	12	0
VT CAP	7	0
WA CAP	1	0
WI CAP	12	0
WV CAP	11	9
WY CAP	2	0
TOTAL	666	75
ALL SRUs		
TOTAL	MISSIONS	SAVES
	781	172

REMEMBER TO REGISTER YOUR 406Mhz BEACON AND UPDATE IT ANYTIME A CHANGE IS MADE! HELP US SAVE LIVES!

<https://beaconregistration.noaa.gov>



For more information about the AFRCC annual report or if you have questions or concerns addressing the information in this product, please contact Mr. Stephen Bell at 850-283-5427 or stephen.bell@tyndall.af.mil.



AIR FORCE RESCUE COORDINATION CENTER
650 Florida Avenue, Stop 73
Tyndall Air Force Base, Florida 32403
Commercial 850-283-5955 / FAX 850-283-5101 / DSN 523-xxxx
afcc.console@tyndall.af.mil
<http://www.1af.acc.af.mil/units/afcc/>
<http://1afnorth.region1.ang.af.mil/AFRCC/default.aspx>

"These Things We Do ... That Others May Live"