
AIR FORCE RESCUE COORDINATION CENTER



2011 ANNUAL REPORT

TABLE OF CONTENTS

| | |
|---|---------|
| GENERAL INFORMATION | 3 |
| AFRCC ORGANIZATION/MISSION STATEMENT..... | 4 |
| TEN YEAR SYNOPSIS..... | 5 |
| INCIDENT/MISSION SUMMARY | 6 |
| BEACON SUMMARY | 7 |
| BEACON MISSION RESULTS | 8 |
| NON-AIRCRAFT SUMMARY | 9 |
| NON-AIRCRAFT MISSION RESULTS | 10 |
| AIRCRAFT SUMMARY/MISSION RESULTS..... | 11 - 12 |
| FORENSICS SUMMARY..... | 13 |
| STATE SAR ACTIVITY BREAKOUT..... | 14 - 15 |
| SRU SORTIE DATA..... | 16 - 19 |

GENERAL INFORMATION

MISSION

The Commander, Air Forces NORTHERN is the SAR Coordinator, and the Air Force Rescue Coordination Center (AFRCC) is designated as the Search and Rescue (SAR) Mission Coordinator (SMC) for the aeronautical SRR corresponding to the continental US other than Alaska. The AFRCC seeks to encourage a cooperative SAR network and help coordinate assistance for persons in distress.

AUTHORITY

The AFRCC mission is derived from international treaty requirements in the Chicago Convention (as amended in 2006) and the International Aeronautical and Maritime Search and Rescue (IAMSAR) Manual. These requirements are satisfied by the U.S. via the National Search and Rescue Plan (NSP) and the National Search and Rescue Manual (NSM). The NSP and NSM provide the United States a national plan for coordinating SAR services to meet our domestic needs and international commitments. Further implementing guidance is provided in the Department of Defense Directive 3003.01; DoD Support to Civil Search and Rescue.

TASKING AUTHORITY

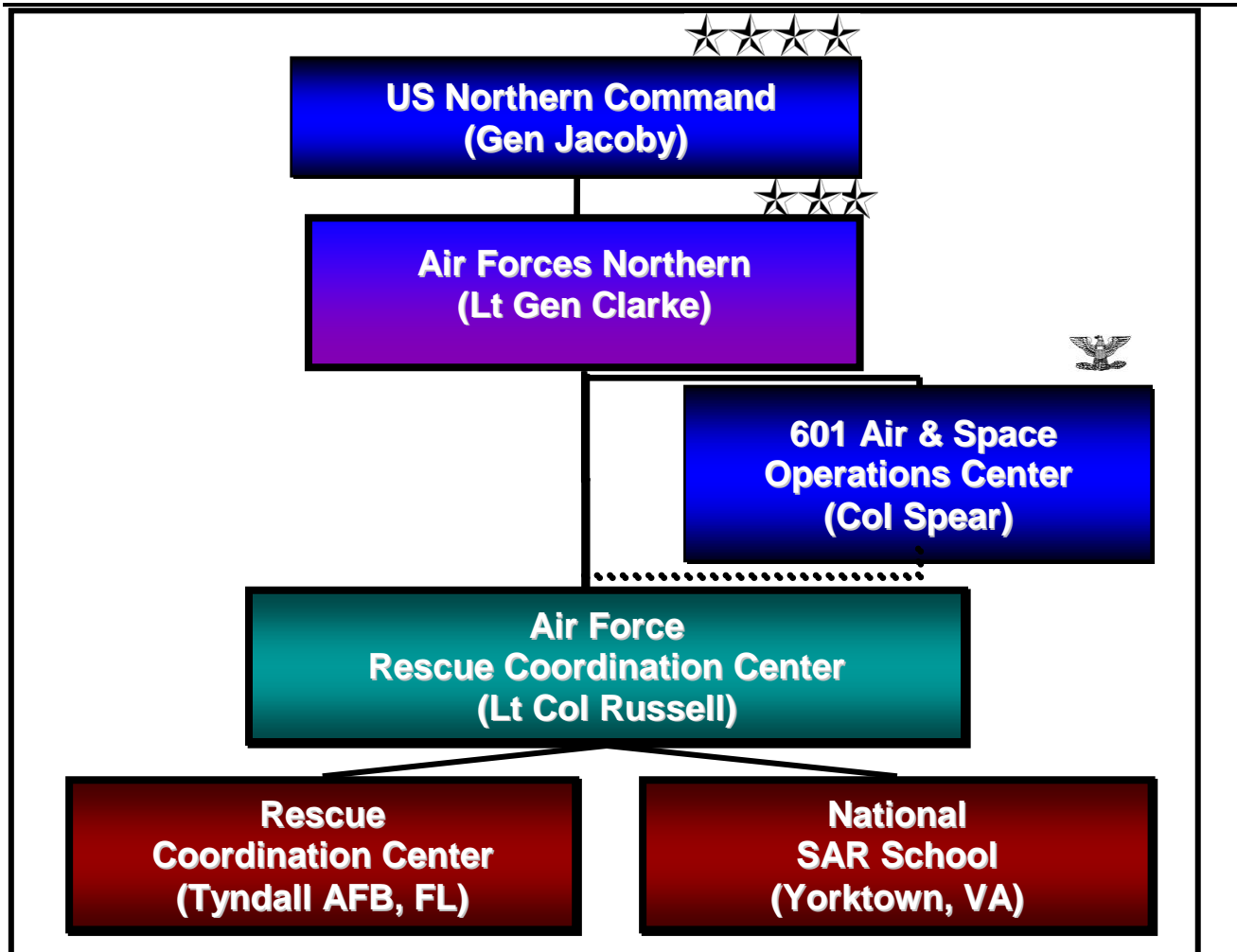
The AFRCC has no command or control authority. The AFRCC supports domestic civil authorities by coordinating DoD and other federal civil SAR services to the fullest extent practicable on a non-interference basis with primary duties according to applicable national directives, plans, guidelines, and agreements. No DoD or other federal resources are assigned or tasked for the aeronautical civil SAR mission.

RESPONSIBILITIES

The AFRCC manages a specific SAR operation, and has the full operational authority of the SAR Coordinator. Specific responsibilities include:

- Coordinating SAR operations involving missing/overdue General Aviation (GA) interstate aircraft flights, DoD aircraft, commercial aircraft and missions of national concern (e.g. National Special Security Events and Special Events Homeland Security).
- Coordinating SAR operations in response to Emergency Beacon Alerts. The AFRCC receives all COSPAS-SARSAT emergency beacon distress signals registered to the US or originating from its SRR. The center investigates the signal in coordination with federal, state, and local officials and determines the required type and scope of response.
- Coordinating federal SAR capabilities (both Aeronautical and Inland) at the request of other designated RCCs, Federal and State SAR coordinators in support of their civil SAR operations. Through SAR Agreements with other SAR Coordinators (SCs) and their SMCs, the unit may be a coordinating authority for specific Inland SAR events. These events include Mercy, Patient Transport, Search, Rescue, and Search and Rescue Unit (SRU) Transport.

AFRCC ORGANIZATION



MISSION STATEMENT

Continuously building a coordinated Search and Rescue network ensuring timely, effective lifesaving operations **WHENEVER and **WHEREVER** needed through Cooperation, Coordination and Education**

TEN YEAR SYNOPSIS

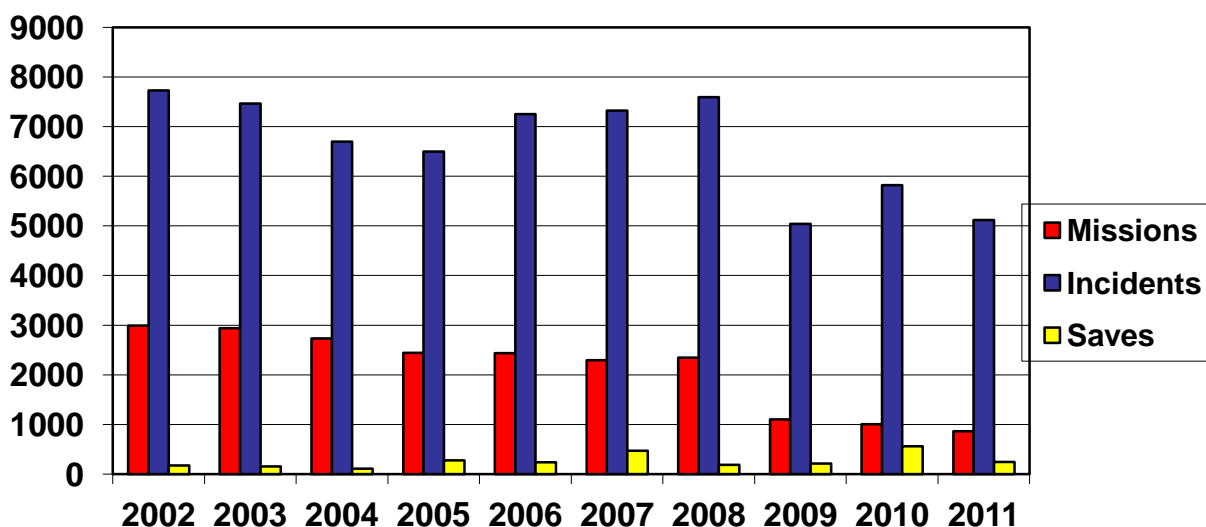
Our yearly activity table illustrates the unit's total operational workload (missions, incidents and saves) over the past ten years.

MISSION: A SAR operation that requires a federal asset(s) to be activated to search, rescue, and/or assist a distressed, or perceived distressed aircraft (or other craft) with persons on board.

INCIDENT: A SAR investigative operation conducted without deploying a SAR unit (SRU).

SAVE: An objective was in a distress situation, could not affect a self-recovery and was located alive.

| | 2002 | 2003 | 2004 | 2005 | 2006 | 2007 | 2008 | 2009 | 2010 | 2011 |
|------------------|-------|-------|-------|-------|-------|-------|-------|-------|-------|-------|
| MISSIONS | 2,989 | 2,937 | 2,734 | 2,441 | 2,438 | 2,296 | 2,344 | 1,100 | 1,004 | 866 |
| INCIDENTS | 7,728 | 7,465 | 6,697 | 6,500 | 7,249 | 7,322 | 7,595 | 4,179 | 5,823 | 5,120 |
| SAVES | 173 | 154 | 107 | 275 | 237 | 468 | 190 | 214 | 561 | 245 |

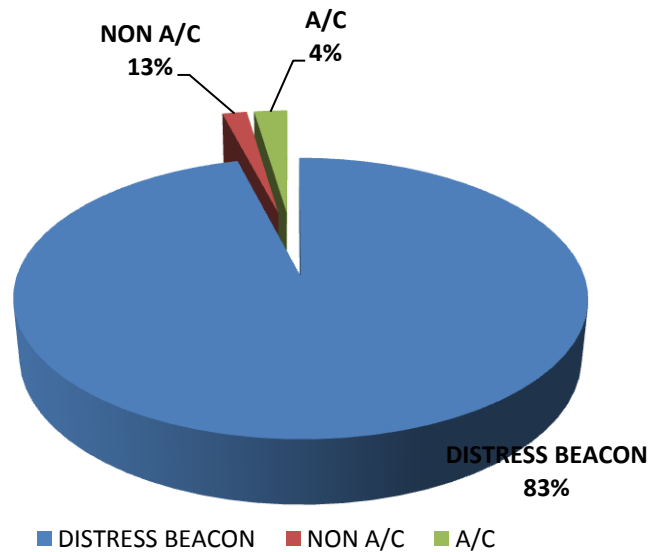


INCIDENT/MISSION/SAVE SUMMARY

The incident/mission/save summary identifies the total number of incidents; distress beacon incidents, non-aircraft incidents, aircraft incidents, total number of missions and the number of saves the AFRCC prosecuted during 2011.

Through telephone and internet investigations, the AFRCC resolved 4,254 of the 5,120 incidents without expending Federal Resources, saving approximately \$4.8M and 306K work hours. The AFRCC coordinated 866 missions resulting in 245 lives saved.

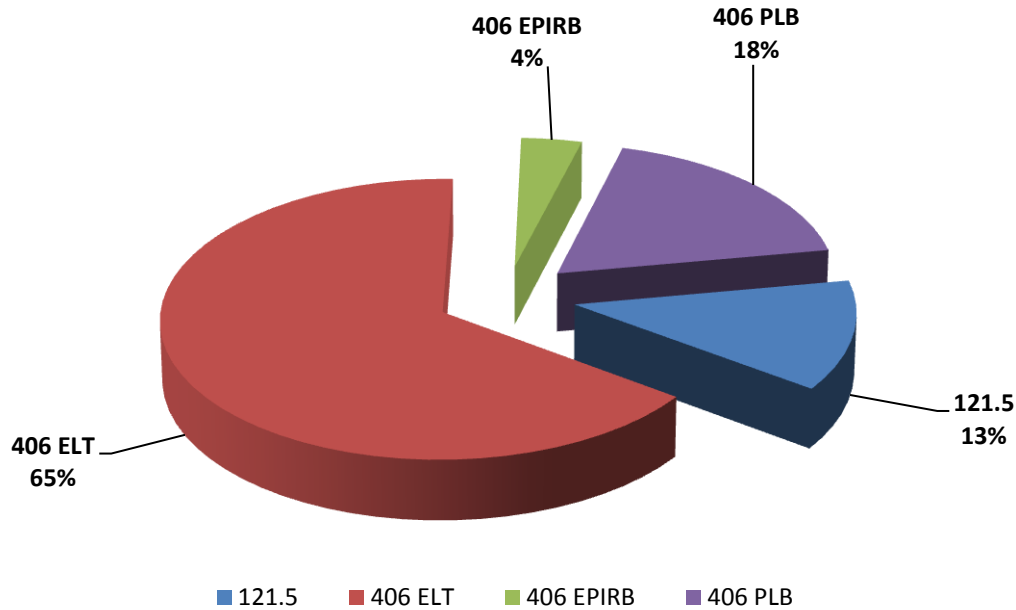
INCIDENT/MISSION/SAVE SUMMARY



| SUMMARY..... | Incidents / Missions / Saves | | |
|----------------------------|-------------------------------------|-----|-----|
| DISTRESS BEACON INCIDENTS: | 4913 | 597 | 25 |
| NON-AIRCRAFT INCIDENTS: | 88 | 196 | 208 |
| AIRCRAFT INCIDENTS: | 119 | 73 | 12 |

BEACON SUMMARY

During 2011, the AFRCC investigated numerous beacon incidents. The chart indicates the type of beacons and number of incidents involving federal assets and those resulting in lives saved.



| TYPE..... | Incidents | Missions | Saves |
|------------|-----------|----------|--------------------|
| 406 ELT: | 3588 | 97 | 6 (see note 1) |
| 406 PLB: | 993 | 14 | 19 (see note 2, 3) |
| 121.5 ELT: | 700 | 423 | 0 |
| 243.0 ELT: | 14 | 6 | 0 |
| 406 EPIRB | 203 | 57 | 0 |

Note 1: 1,428 Incidents were beacons coordinated with overseas agencies in more than **50** countries.

Note 2: 512 Incidents were DOD/National beacons.

Note 3: PLB numbers include PLBs, CSEL, URTs and PRCs.

BEACON INCIDENT RESULTS

The chart indicates the result from all beacon incidents prosecuted by the AFRCC during 2011.

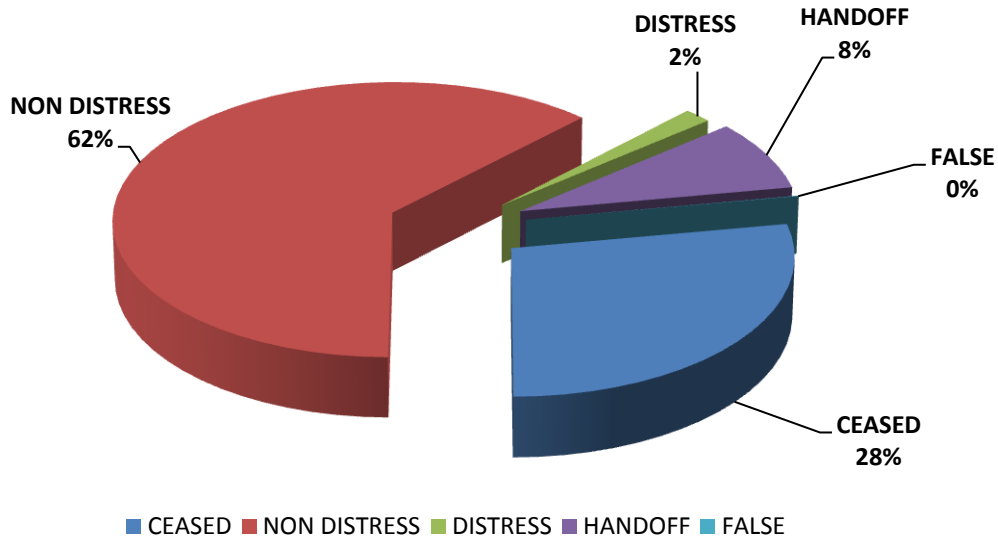
NON-DISTRESS: The incident resulted in a situation where a mishap did not occur, e.g. accidental activation.

HAND-OFF: The incident/mission was passed to another Search and Rescue Region/Agency.

CEASED: The beacon was no longer picked up by the source(s) that originally heard the signal (SARSAT, aircraft, ground station).

DISTRESS: For a distress beacon case, the beacon activation was caused by a known/unknown aircraft accident/incident.

FALSE: Erroneous reporting of emergency situation.



| RESULT | NUMBER |
|---------------------|------------------|
| NON DISTRESS | 2,706 |
| CEASED | 1,543 |
| HANDOFF | 317 |
| DISTRESS | 106 |
| FALSE..... | 641 (See note 1) |

NOTE 1: This high number is due to Tech Orders requiring MX personnel to test the beacons during installation. This is not correct. ONLY self-test is authorized.

NON-AIRCRAFT SUMMARY

In 2011 the AFRCC prosecuted several different types of Non-Aircraft related incidents. The chart is the breakdown of the types and number of incidents and missions involving federal assets and resulting lives saved.

MISSING PERSON: A person who is lost and must be searched for.

RESCUE: The extraction of a person in distress from a known location.

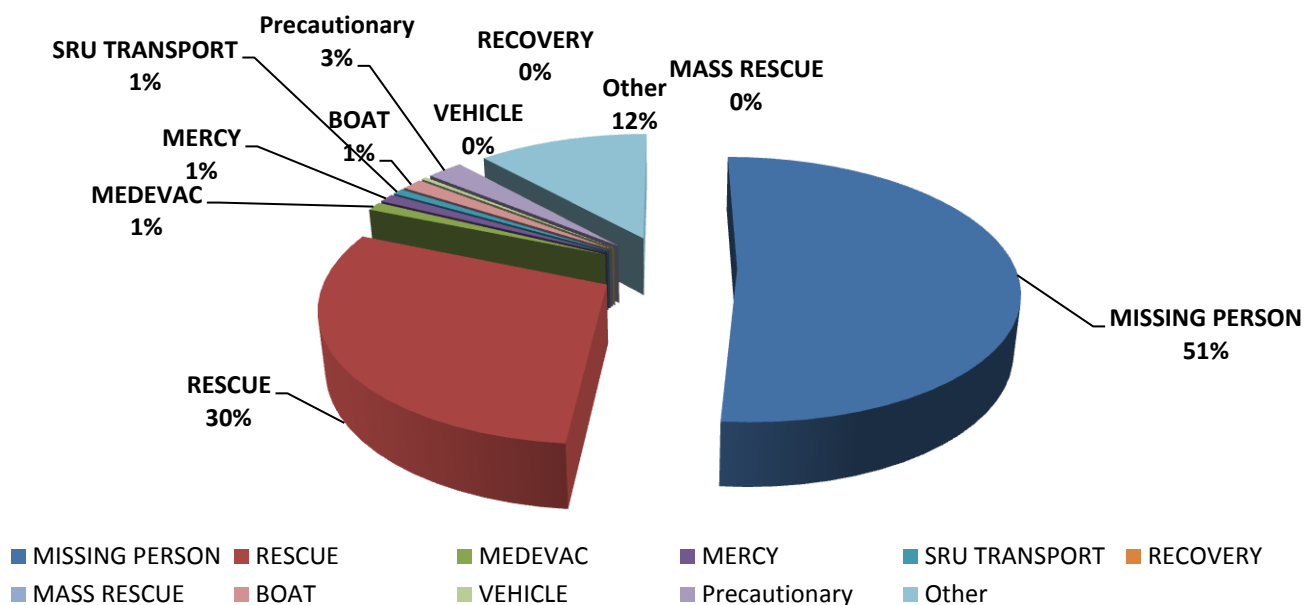
MASS RESCUE: Extraction of persons in distress from an accident/incident involving a large number of persons.

MEDEVAC: Evacuation of persons for medical reasons and hospital-to-hospital patient transfer.

MERCY: Delivery/Transportation of life saving vital materials (organs, blood, etc)

SRU TRANSPORT: Transportation for the Search and Rescue Unit to/from mission location.

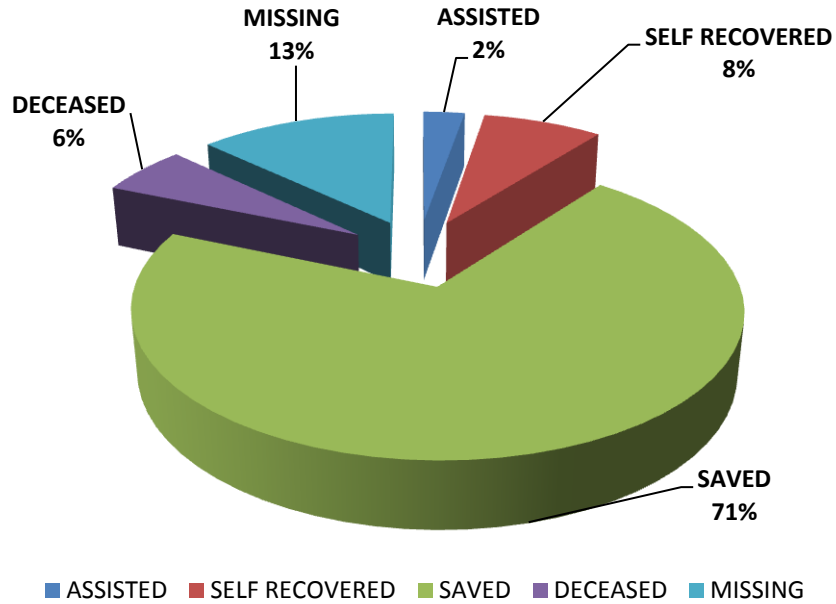
RECOVERY: On special occasions, when all other state resources are exhausted and there are no limiting factors for the federal asset, we may approve a unit to assist with recovery operations.



| TYPE..... | Incidents | Missions | Saves |
|-------------------|-----------|----------|-------|
| Missing Person(s) | 27 | 118 | 87 |
| Rescue | 28 | 56 | 117 |
| MEDEVAC | 2 | 3 | 2 |
| MERCY | 0 | 3 | 1 |
| SRU Transport | 0 | 2 | 0 |
| Recovery..... | N/A | | |
| Mass Rescue..... | N/A | | |
| Boat | 1 | 3 | 0 |
| Vehicle | 0 | 1 | 1 |
| Precautionary | 4 | 3 | 0 |
| Other | 26 | 7 | 0 |

NON-AIRCRAFT MISSION RESULTS

The chart indicates mission results for non-aircraft incidents in 2011 prosecuted by the AFRCC.



| RESULT..... | NUMBER |
|---------------------|--------|
| SAVED..... | 208 |
| MISSING..... | 38 |
| DECEASED..... | 17 |
| ASSISTED..... | 8 |
| SELF RECOVERED..... | 23 |

AIRCRAFT SUMMARY

The chart shows the types of aircraft incidents prosecuted by the AFRCC in 2011, the number of incidents overall, missions involving federal assets and lives saved.

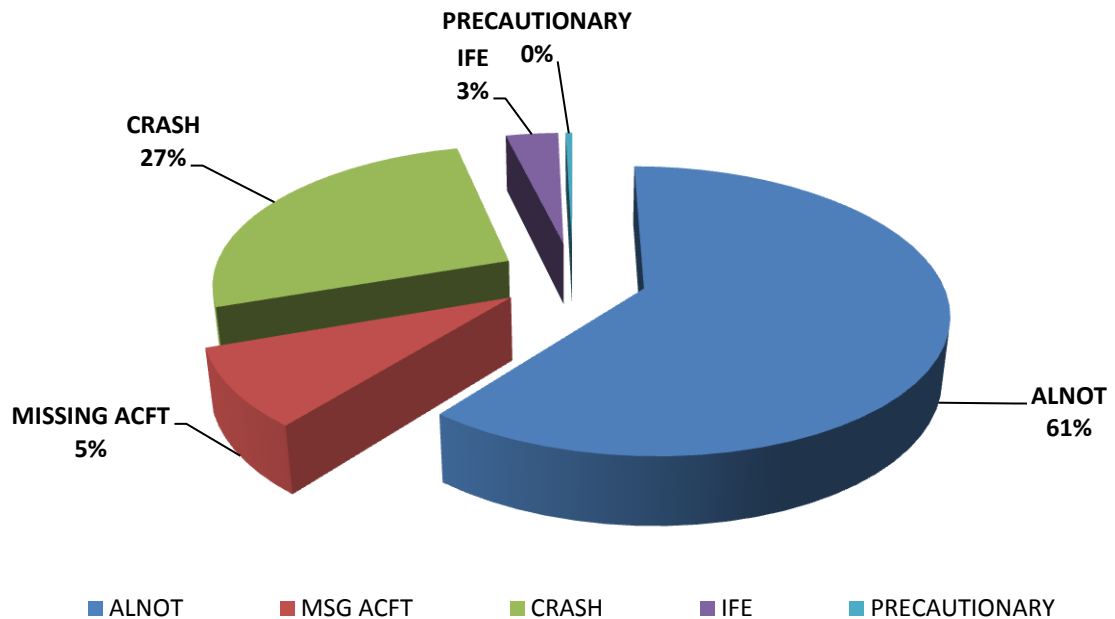
MISSING AIRCRAFT: The report of an overdue aircraft which was located but did not require Federal support.

CRASH: An aircraft accident which was reported or located but did not require Federal support

ALNOT: ALert NOTice issued by the FAA for overdue aircraft requiring action by the AFRCC.

IFE: In Flight Emergency – an emergency involving an aircraft in flight.

PRECAUTIONARY: Mission opened with SAR resources on “standby” for major events such as air shows and shuttle launches.

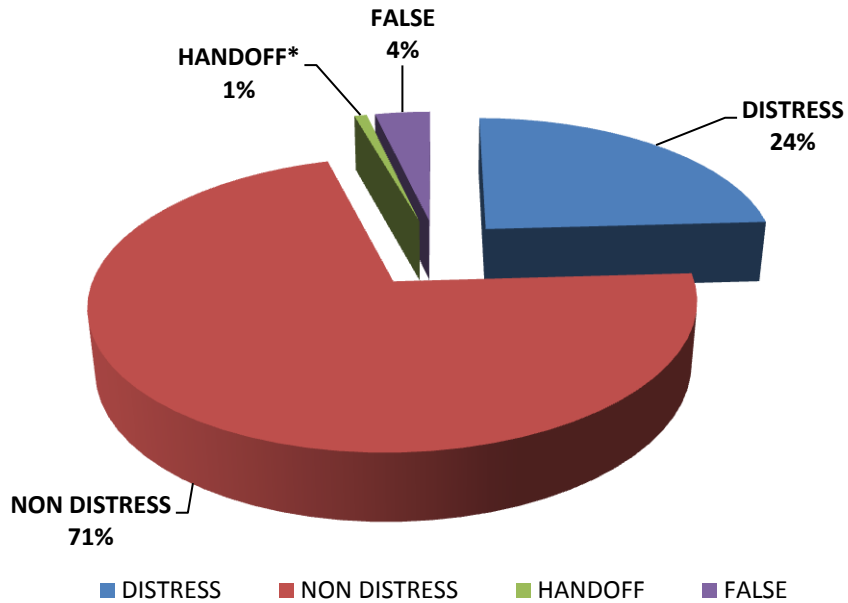


| TYPE..... | Incidents | Missions | Saves |
|------------------|-----------|----------|-------|
| ALNOT | 144 | 54 | 5 |
| IFE | 8 | 0 | 0 |
| CRASH | 63 | 45 | 6 |
| MISSING AIRCRAFT | 21 | 19 | 7 |
| PRECAUTIONARY | 1 | 0 | 0 |

AIRCRAFT MISSION RESULTS

The chart indicates mission results for aircraft related incidents in 2011 prosecuted by the AFRCC.

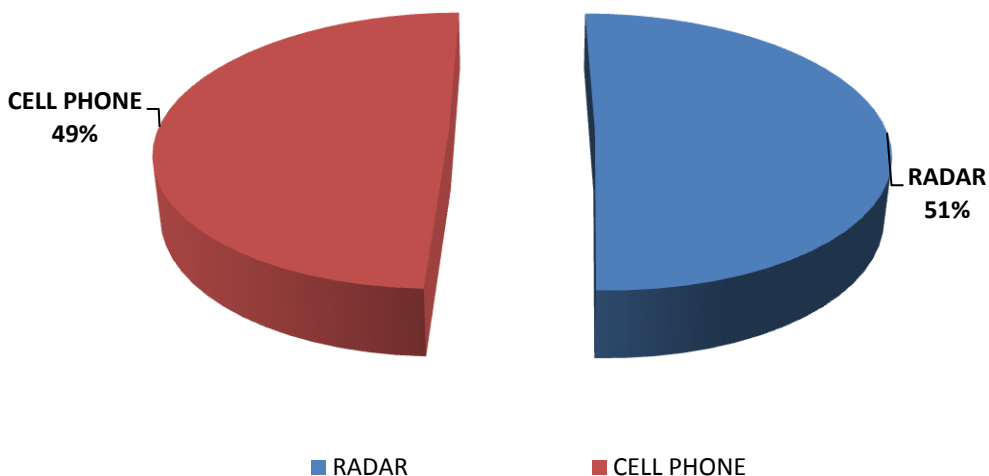
A “Handoff” is an incident initiated by the AFRCC and turned over to another rescue agency .



| RESULT..... | NUMBER |
|-------------------|--------|
| NON-DISTRESS..... | 106 |
| DISTRESS..... | 74 |
| FALSE..... | 11 |
| HANDOFF..... | 1 |

RADAR AND CELL PHONE FORENSICS

The below chart indicates the number of missions which involved radar and cell phone forensics and resulting lives saved.



| TYPE..... | Missions/Saves | |
|-----------|----------------|----|
| RADAR | 45 | 3 |
| CELLPHONE | 44 | 12 |

AFRCC is authorized to request cell phone forensics IAW 18 U.S.C. § 2702 (b)(8)

- § 2702. Voluntary disclosure of customer communications or records
- (b) Exceptions for disclosure of communications.-- A provider described in subsection (a) may divulge the contents of a communication--
- (8) to a Federal, State, or local governmental entity, if the provider, in good faith, believes that an emergency involving danger of death or serious physical injury to any person requires disclosure without delay of communications relating to the emergency.

SAR ACTIVITY BY STATE

The SAR activity by state table displays the total federal incidents/missions for each state. This includes all distress beacons, aircraft and non-aircraft incidents/missions and breaks them down by used categories.

| STATE | INCIDENTS | MSNS | ACFT | ELT | EPIRB | PLB | MSG PSN | RESQ | MED EVAC | MERCY | PREC | SRU TRANS | OTHER | SAVES |
|-------|-----------|------|------|-----|-------|-----|---------|------|----------|-------|------|-----------|-------|-------|
| AL | 32 | 5 | 4 | 21 | 2 | 0 | 0 | 0 | 0 | 0 | 0 | 0 | 2 | 0 |
| AK | 13 | 0 | 0 | 0 | 0 | 0 | 0 | 0 | 0 | 0 | 0 | 0 | 0 | 0 |
| AZ | 85 | 29 | 7 | 47 | 0 | 8 | 3 | 8 | 0 | 0 | 0 | 0 | 0 | 30 |
| AR | 19 | 3 | 0 | 15 | 0 | 1 | 0 | 0 | 0 | 0 | 0 | 0 | 1 | 0 |
| CA | 262 | 120 | 21 | 168 | 10 | 10 | 7 | 12 | 0 | 0 | 0 | 1 | 7 | 60 |
| CO | 73 | 32 | 6 | 31 | 1 | 0 | 2 | 8 | 0 | 0 | 0 | 0 | 1 | 21 |
| CT | 13 | 6 | 0 | 8 | 2 | 0 | 2 | 0 | 0 | 0 | 0 | 0 | 0 | 0 |
| DE | 5 | 2 | 1 | 4 | 0 | 0 | 0 | 0 | 0 | 0 | 0 | 0 | 0 | 0 |
| FL | 255 | 77 | 16 | 165 | 31 | 3 | 3 | 0 | 0 | 0 | 3 | 0 | 5 | 7 |
| GA | 84 | 28 | 6 | 66 | 5 | 3 | 1 | 0 | 0 | 0 | 0 | 0 | 0 | 1 |
| HI | 3 | 0 | 1 | 2 | 0 | 0 | 0 | 0 | 0 | 0 | 0 | 0 | 0 | 0 |
| ID | 57 | 29 | 6 | 10 | 2 | 3 | 27 | 7 | 1 | 0 | 0 | 0 | 0 | 11 |
| IL | 34 | 11 | 1 | 31 | 0 | 0 | 2 | 0 | 0 | 0 | 0 | 0 | 0 | 1 |
| IN | 24 | 4 | 1 | 18 | 0 | 0 | 0 | 0 | 0 | 0 | 0 | 0 | 0 | 0 |
| IA | 14 | 3 | 2 | 11 | 0 | 0 | 1 | 0 | 0 | 0 | 0 | 0 | 0 | 0 |
| KS | 41 | 10 | 1 | 38 | 1 | 0 | 0 | 0 | 0 | 0 | 0 | 0 | 0 | 0 |
| KY | 14 | 3 | 1 | 10 | 0 | 0 | 2 | 0 | 0 | 0 | 0 | 0 | 0 | 0 |
| LA | 40 | 7 | 2 | 23 | 10 | 1 | 1 | 0 | 0 | 0 | 0 | 0 | 0 | 0 |
| ME | 17 | 10 | 5 | 7 | 2 | 1 | 16 | 2 | 0 | 0 | 0 | 0 | 0 | 1 |
| MD | 37 | 20 | 1 | 20 | 8 | 2 | 4 | 0 | 0 | 0 | 0 | 0 | 1 | 3 |
| MA | 21 | 6 | 1 | 18 | 2 | 0 | 0 | 0 | 0 | 0 | 0 | 0 | 0 | 0 |
| MI | 54 | 26 | 4 | 34 | 0 | 0 | 13 | 0 | 0 | 0 | 0 | 0 | 0 | 5 |
| MN | 45 | 18 | 2 | 37 | 2 | 0 | 3 | 0 | 0 | 0 | 0 | 0 | 0 | 2 |
| MS | 20 | 12 | 2 | 14 | 3 | 0 | 0 | 0 | 0 | 0 | 0 | 0 | 1 | 0 |
| MO | 17 | 5 | 0 | 14 | 0 | 0 | 1 | 0 | 0 | 1 | 0 | 0 | 0 | 0 |
| MT | 34 | 14 | 2 | 14 | 0 | 0 | 9 | 9 | 0 | 0 | 0 | 0 | 0 | 9 |
| NE | 16 | 4 | 1 | 15 | 0 | 0 | 0 | 0 | 0 | 0 | 0 | 0 | 0 | 0 |
| NV | 35 | 8 | 4 | 15 | 0 | 6 | 4 | 3 | 0 | 0 | 0 | 0 | 1 | 6 |
| NH | 7 | 1 | 0 | 5 | 1 | 0 | 0 | 0 | 0 | 0 | 0 | 0 | 0 | 0 |
| NM | 31 | 7 | 6 | 15 | 1 | 1 | 3 | 1 | 1 | 0 | 0 | 0 | 0 | 4 |
| NJ | 44 | 18 | 0 | 37 | 5 | 0 | 0 | 0 | 0 | 0 | 0 | 0 | 0 | 0 |
| NY | 49 | 18 | 1 | 41 | 2 | 1 | 1 | 1 | 0 | 0 | 0 | 0 | 0 | 4 |

| STATE | INCIDENTS | MSNS | ACFT | ELT | EPIRB | PLB | MSG PSN | RESQ | MED EVAC | MERCY | PREC | SRU TRANS | OTHER | SAVES |
|-------|-----------|------|------|-----|-------|-----|---------|------|----------|-------|------|-----------|-------|-------|
| NC | 68 | 24 | 4 | 41 | 2 | 1 | 0 | 0 | 0 | 0 | 1 | 0 | 1 | 0 |
| ND | 13 | 5 | 1 | 6 | 0 | 3 | 2 | 0 | 0 | 0 | 1 | 0 | 0 | 0 |
| OH | 47 | 17 | 4 | 41 | 1 | 0 | 0 | 0 | 0 | 0 | 0 | 0 | 0 | 1 |
| OK | 23 | 4 | 5 | 16 | 0 | 1 | 1 | 0 | 0 | 0 | 0 | 0 | 0 | 0 |
| OR | 47 | 16 | 4 | 25 | 3 | 0 | 7 | 3 | 0 | 2 | 0 | 0 | 0 | 5 |
| PA | 52 | 22 | 2 | 43 | 3 | 0 | 3 | 1 | 0 | 0 | 0 | 0 | 0 | 1 |
| RI | 4 | 2 | 0 | 4 | 0 | 0 | 0 | 0 | 0 | 0 | 0 | 0 | 0 | 0 |
| SC | 37 | 14 | 4 | 25 | 1 | 3 | 0 | 0 | 0 | 0 | 0 | 0 | 0 | 0 |
| SD | 12 | 4 | 1 | 2 | 1 | 3 | 3 | 0 | 0 | 0 | 0 | 0 | 0 | 3 |
| TN | 19 | 8 | 0 | 18 | 1 | 0 | 0 | 0 | 0 | 0 | 0 | 0 | 0 | 0 |
| TX | 187 | 58 | 15 | 143 | 10 | 5 | 1 | 0 | 0 | 0 | 0 | 0 | 2 | 1 |
| UT | 26 | 11 | 5 | 16 | 0 | 0 | 3 | 0 | 0 | 0 | 0 | 0 | 0 | 15 |
| VT | 1 | 1 | 0 | 1 | 0 | 0 | 0 | 0 | 0 | 0 | 0 | 0 | 0 | 0 |
| VA | 53 | 15 | 2 | 26 | 9 | 10 | 1 | 0 | 0 | 0 | 0 | 0 | 0 | 3 |
| WA | 110 | 30 | 5 | 47 | 5 | 8 | 6 | 28 | 2 | 0 | 0 | 1 | 0 | 27 |
| WV | 9 | 2 | 1 | 7 | 0 | 0 | 0 | 0 | 0 | 0 | 0 | 0 | 0 | 0 |
| WI | 26 | 11 | 6 | 16 | 1 | 1 | 1 | 0 | 0 | 0 | 1 | 0 | 0 | 0 |
| WY | 21 | 11 | 2 | 5 | 0 | 0 | 11 | 1 | 0 | 0 | 0 | 0 | 0 | 12 |
| DC | 14 | 4 | 0 | 10 | 0 | 1 | 0 | 0 | 0 | 0 | 0 | 0 | 1 | 0 |
| PR | 3 | 1 | 1 | 1 | 0 | 0 | 0 | 0 | 0 | 0 | 0 | 0 | 0 | 0 |
| MX | 1 | 0 | 0 | 0 | 0 | 0 | 0 | 0 | 0 | 0 | 0 | 0 | 0 | 0 |

SRU SORTIE DATA

COAST GUARD

| SRU NAME | MISSIONS | SAVES |
|---------------------|----------|-------|
| CGD1 | 1 | 0 |
| CGD9 | 3 | 1 |
| CGD13 | 2 | 1 |
| CGAS ASTORIA | 1 | 0 |
| CGAS NORTH BEND | 2 | 1 |
| CGAS PORT ANGELES | 2 | 2 |
| CGAS TRAVERSE CITY | 2 | 2 |
| CGAS DETROIT | 2 | 0 |
| CGAS CHARLESTON | 1 | 0 |
| CGAS COLUMBIA RIVER | 2 | 2 |
| TOTAL | 20 | 9 |

AIR NATIONAL GUARD

| SRU NAME | MISSIONS | SAVES |
|--------------|----------|-------|
| 129 RQW | 1 | 0 |
| TOTAL | 1 | 0 |

ARMY NATIONAL GUARD

| SRU NAME | MISSIONS | SAVES |
|--------------|----------|-------|
| CO ARNG | 10 | 11 |
| ID ARNG | 5 | 3 |
| WA ARNG | 2 | 2 |
| WY ARNG | 1 | 0 |
| OR ARNG | 1 | 0 |
| TOTAL | 19 | 16 |

NAVY

| SRU NAME | MISSIONS | SAVES |
|--------------------|----------|-------|
| NAS CHINA LAKE | 7 | 43 |
| NAS FALLON | 4 | 5 |
| NAS WHIDBEY ISLAND | 8 | 6 |
| TOTAL | 19 | 54 |

MARINES

| SRU NAME | MISSIONS | SAVES |
|--------------|----------|-------|
| MCAS YUMA | 4 | 3 |
| TOTAL | 4 | 3 |

ARMY

| SRU NAME | MISSIONS | SAVES |
|--------------|----------|-------|
| FORSCOM | 3 | 4 |
| TOTAL | 3 | 4 |

AIR FORCE (AD/RESERVE)

| SRU NAME | MISSIONS | SAVES |
|--------------|----------|-------|
| 36 RQF | 9 | 6 |
| 1 SOW | 1 | 0 |
| 37 HS | 2 | 1 |
| 305 RQS | 1 | 3 |
| 40 HS | 5 | 5 |
| 41 RQS | 2 | 0 |
| 58 RQS | 1 | 1 |
| 66 RQS | 1 | 9 |
| 920 RQW | 1 | 0 |
| WADS | 2 | 0 |
| 512 RQS | 1 | 1 |
| TOTAL | 26 | 26 |

CIVIL AIR PATROL

| SRU NAME | MISSIONS | SAVES |
|----------|----------|-------|
| NHQ | 42 | 15 |
| AL CAP | 5 | 0 |
| AR CAP | 0 | 0 |
| AK CAP | 0 | 0 |
| AZ CAP | 25 | 14 |
| CA CAP | 107 | 0 |
| CO CAP | 20 | 2 |
| CT CAP | 8 | 0 |
| DC CAP | 2 | 0 |
| DE CAP | 2 | 0 |
| FL CAP | 83 | 0 |
| GA CAP | 29 | 0 |
| IA CAP | 3 | 0 |

| SRU NAME | MISSIONS | SAVES |
|----------|----------|-------|
| ID CAP | 11 | 1 |
| IL CAP | 8 | 1 |
| IN CAP | 6 | 0 |
| KS CAP | 11 | 0 |
| KY CAP | 4 | 0 |
| LA CAP | 10 | 0 |
| MA CAP | 18 | 0 |
| MD CAP | 22 | 3 |
| ME CAP | 8 | 0 |
| MI CAP | 17 | 2 |
| MN CAP | 16 | 1 |
| MO CAP | 7 | 0 |
| MS CAP | 12 | 0 |
| MT CAP | 1 | 0 |
| NC CAP | 27 | 0 |
| ND CAP | 5 | 0 |
| NE CAP | 5 | 0 |
| NH CAP | 2 | 0 |
| NJ CAP | 23 | 0 |
| NM CAP | 7 | 4 |
| NV CAP | 4 | 0 |
| NY CAP | 9 | 0 |
| OH CAP | 19 | 0 |
| OK CAP | 2 | 0 |
| OR CAP | 9 | 2 |
| PA CAP | 20 | 1 |
| PR CAP | 1 | 0 |
| RI CAP | 2 | 0 |
| SC CAP | 15 | 0 |
| SD CAP | 4 | 3 |
| TN CAP | 10 | 0 |
| TX CAP | 54 | 1 |
| UT CAP | 10 | 0 |
| VA CAP | 15 | 1 |
| VT CAP | 1 | 0 |
| WA CAP | 2 | 0 |
| WI CAP | 10 | 0 |

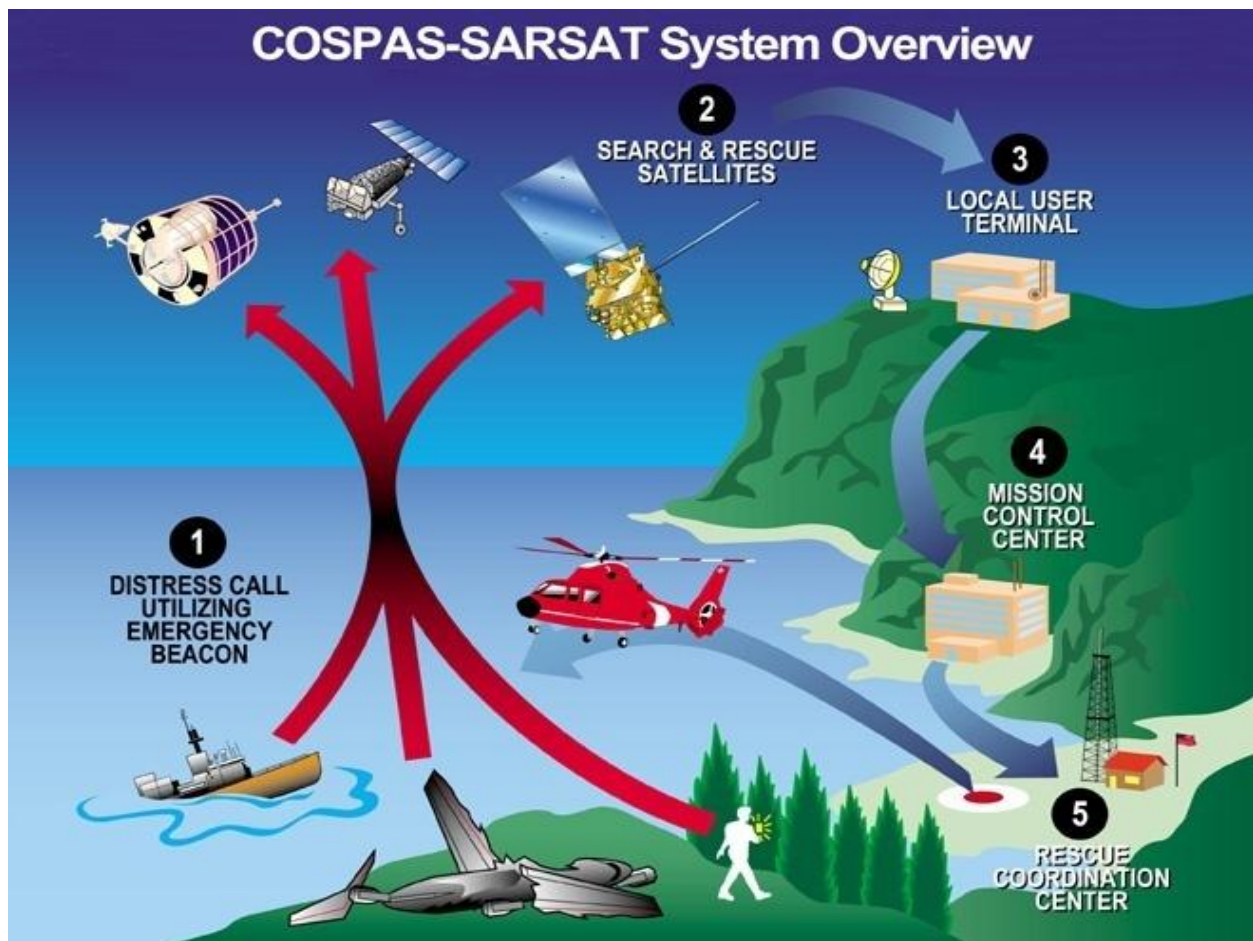
| SRU NAME | MISSIONS | SAVES |
|-----------------|-----------------|--------------|
| WV CAP | 2 | 0 |
| WY CAP | 11 | 8 |
| TOTAL | 743 | 59 |
| ALL SRUs | | |
| TOTAL | MISSIONS | SAVES |
| | 835 | 171 |

* Total number of missions by SRU is determined by extensive data mining and may be different than what each SRU has. The total on this page is higher than the actual annual number due to multiple SRUs being involved in the same mission.

DOD Directive 3003.1 - *DoD Support to Civil Search and Rescue*, is currently in revision at the Department level and when it is distributed will include new directions on how military distress beacons will be handled from acquisition, to installation to prosecution when the beacon is activation. Please watch for this updated document in your distribution systems.

REMEMBER TO REGISTER YOUR 406Mhz BEACON AND UPDATE IT ANYTIME A CHANGE IS MADE! HELP US SAVE LIVES!

<https://beaconregistration.noaa.gov>



FOR MORE INFORMATION ABOUT THE AFRCR ANNUAL REPORT OR IF YOU HAVE QUESTIONS OR CONCERNS ADDRESSING THE INFORMATION IN THIS PRODUCT, PLEASE CONTACT MR. DANNY CONLEY AT 850-283-5688 OR DANNY.CONLEY@TYNDALL.AF.MIL.



AIR FORCE RESCUE COORDINATION CENTER
650 Florida Avenue, Stop 73
Tyndall Air Force Base, Florida 32403
Commercial 850-283-5955 / FAX 850-283-5101 / DSN 523-xxxx
afrcc.console@tyndall.af.mil

<http://www.1af.acc.af.mil/units/afrcc/>
<http://1afnorth.region1.ang.af.mil/AFRCC/default.aspx>

"These Things We Do ... That Others May Live"