
AIR FORCE RESCUE COORDINATION CENTER



2024 ANNUAL REPORT

TABLE OF CONTENTS

<u>GENERAL INFORMATION</u>	<u>4</u>
<u>AFRCC ORGANIZATION / MISSION STATEMENT</u>	<u>5</u>
<u>TEN YEAR / MONTHLY SYNOPSIS</u>	<u>6</u>
<u>INCIDENTS/MISSION/SAVE SUMMARY</u>	<u>8</u>
<u>BEACON SUMMARY</u>	<u>9</u>
<u>NON-AIRCRAFT SUMMARY</u>	<u>11</u>
<u>AIRCRAFT SUMMARY</u>	<u>13</u>
<u>RADAR/CELL FORENSICS SUMMARY</u>	<u>14</u>
<u>INCIDENTS/MISSION/SAVES BY STATE</u>	<u>15</u>
<u>SEARCH AND RESCUE UNIT DATA</u>	<u>15</u>
<u>BEACON REGISTRATION INFORMATION</u>	<u>17</u>
<u>AFRCC CONTACT INFO</u>	<u>18</u>

COMMANDER'S COMMENTS

On behalf of the men and women of the Air Force Rescue Coordination Center, I would again like to thank the incredible organizations who have contributed to safeguarding the American people and the citizens from other shores that we helped this past year. We simply could not accomplish our mission without you.

We would particularly like to thank the United States Mission Control Center, Civil Air Patrol, US Coast Guard, the National Oceanic and Atmospheric Administration, Federal Aviation Administration, Department of Homeland Security and the numerous Department of Defense units throughout the country. They serve as the partners in all we have accomplished. This report is a compilation of the incidents and missions handled by the AFRCC during 2024, yet another record-setting year for our unit. Although this data is important, it can never accurately portray the hundreds of lives that are forever changed because of your support. It is truly an honor to serve the nation alongside each and every one of you.

- Giggles

Lt Col Ryan D. Sealy
Commander, Air Force Rescue Coordination Center

GENERAL INFORMATION

MISSION

The Air Force Rescue Coordination Center (AFRCC) serves as the single agency responsible for coordinating on-land federal Search and Rescue (SAR) activities in the 48 contiguous United States also known as the Langley Search and Rescue Region (SRR). The Commander, United States Northern Command (CDRUSNORTHCOM) is designated as the Inland SAR Coordinator (ISC) and the Commander, Air Forces Northern (AFNORTH) has been delegated this responsibility. The Commander, AFRCC is designated as the SAR Mission Coordinator (SMC). The AFRCC seeks to encourage a cooperative SAR network and help coordinate assistance for persons in distress.

AUTHORITY

The AFRCC mission is derived from international treaty requirements in the Chicago Convention (ninth addition, 2006) and the International Aeronautical and Maritime Search and Rescue (IAMSAR) Manual. These requirements are satisfied by the U.S. via the National Search and Rescue Plan (NSP) and the National Search and Rescue Supplement (NSS). The NSP and NSS provide the United States a national plan for coordinating SAR services to meet our domestic needs and international commitments. Further implementation guidance is provided in Department of Defense Instruction 3003.01, *Support to Civil Search and Rescue* and Air Force Policy Directive 10-45, *Air Force Support to Civil Search and Rescue*.

TASKING AUTHORITY

The AFRCC has no command or control tasking authority. The AFRCC supports domestic civil authorities by fully coordinating Department of Defense (DoD) and other federal SAR services practicable on a non-interference basis with the unit's primary duties, according to applicable national directives, plans, guidelines, and agreements. No DoD or other federal resources are assigned or tasked for the aeronautical civil SAR mission, within the continental U.S.

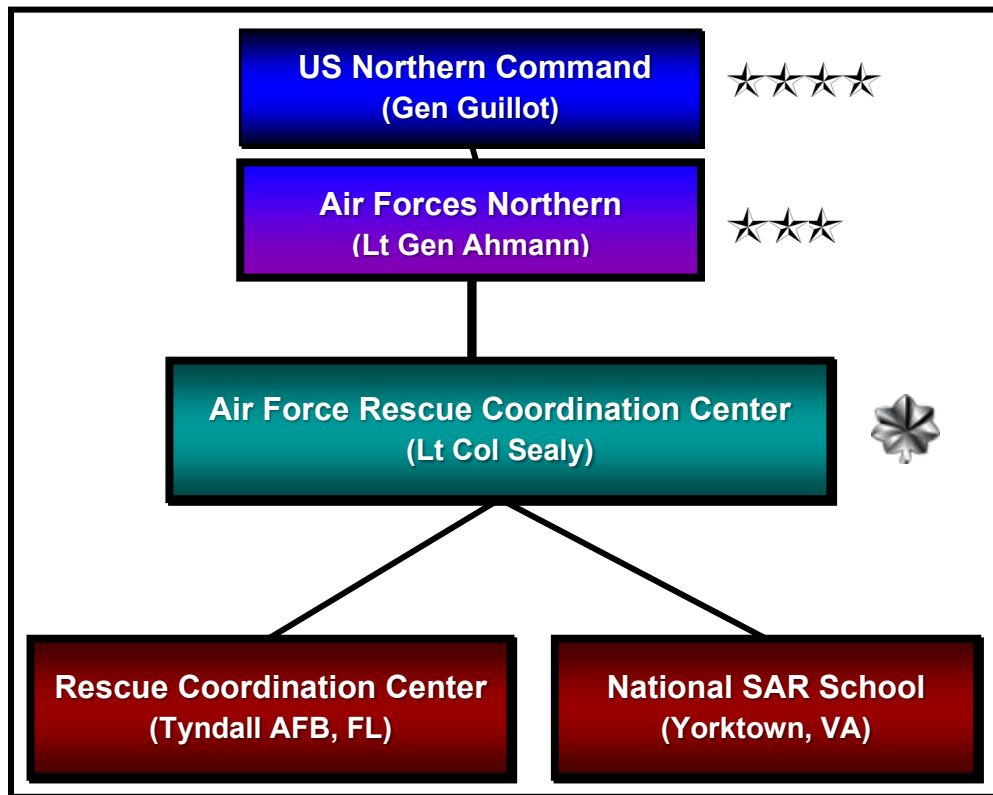
RESPONSIBILITIES

When managing SAR operations, the AFRCC has the full operational authority of the Inland SAR Coordinator.

Specific responsibilities include:

- Coordinating SAR operations involving overdue General Aviation (GA) interstate flights, DoD aircraft, commercial aircraft, and missions of national concern.
- Coordinating SAR operations in response to Emergency Beacon Alerts. The AFRCC receives all COSPAS-SARSAT emergency beacon distress signals registered to the United States or those originating from within its SRR. The AFRCC investigates the signal in coordination with federal, state, and local officials and determines the required type and scope of response.
- Coordinating federal SAR capabilities (both Aeronautical and Inland) at the request of other designated Rescue Coordination Centers (RCCs), and Federal and State SAR coordinators in support of their civil SAR operations. Through SAR Agreements with other SAR Coordinators (SCs) and their SMCs, the AFRCC may be a coordinating authority for specific SAR events outside the Langley SRR. These events include mercy, patient transport, search, rescue, and search and rescue unit (SRU) transport.

AFRCC ORGANIZATION



AFRCC MISSION STATEMENT

The AFRCC saves lives by providing expert coordination capability while fostering cooperation and providing first responder education in support of the National Search and Rescue Plan.

Priorities:

1. Assist the Survivor
2. Aid the Rescuer
3. Support Your Fellow Controllers

TEN YEAR SYNOPSIS

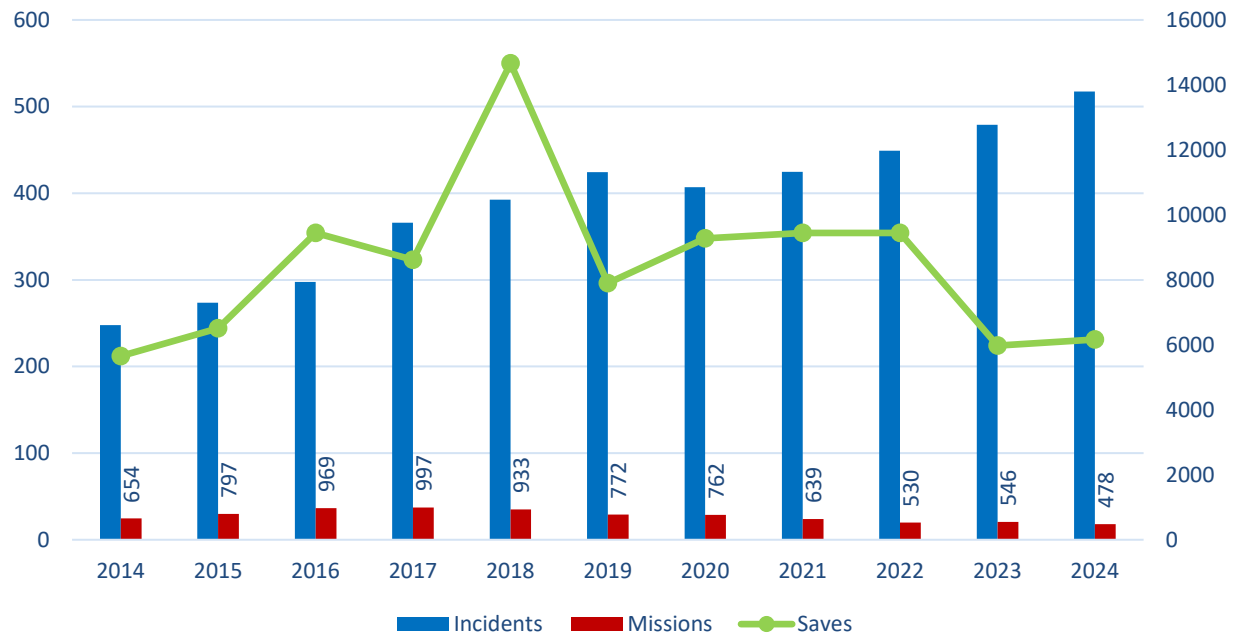
The AFRCC's yearly activity table illustrates the unit's total operational workload (missions, incidents and saves) over the past ten years.

INCIDENT: A SAR case involving investigation and telephone communications searches.

MISSION: A SAR case in which assets have been committed to actively search.

Note: all missions are also incidents.

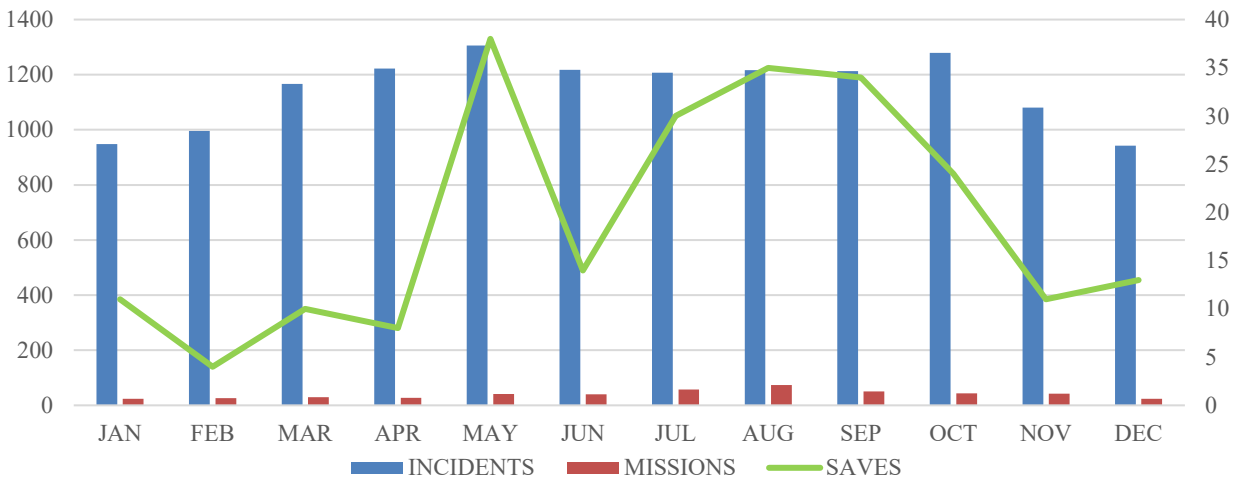
SAVE: An objective was in a distress situation, could not self-recover, and was rescued alive.



Year	2014	2015	2016	2017	2018	2019	2020	2021	2022	2023	2024
Incidents	6603	7293	7936	9762	10469	11319	10849	11322	11970	12769	13794
Missions	654	797	969	997	933	772	762	639	530	546	478
Saves	212	244	354	323	550	296	348	354	354	224	231

MONTHLY SYNOPSIS

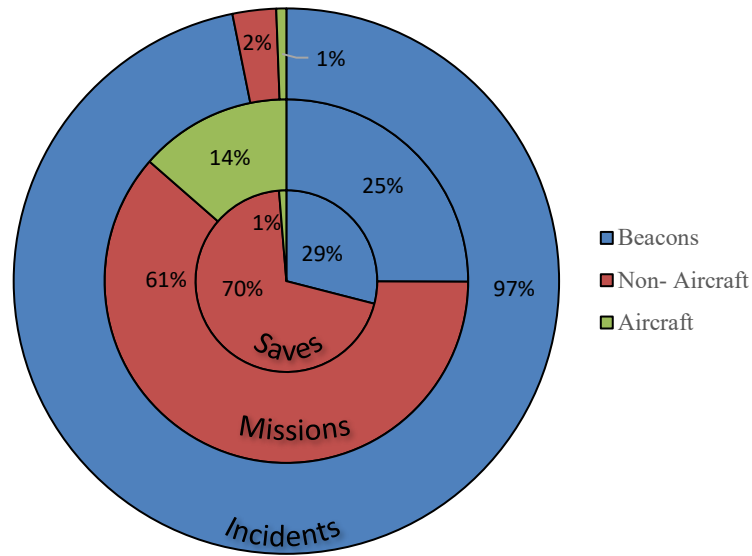
The AFRCC's monthly activity table illustrates the unit's total operational workload by month.



Month	Jan	Feb	Mar	Apr	May	Jun	Jul	Aug	Sep	Oct	Nov	Dec
Incidents	948	995	1166	1222	1306	1218	1207	1217	1213	1279	1081	942
Missions	24	26	29	27	41	40	57	74	51	44	42	24
Saves	11	4	10	8	38	14	30	35	33	24	11	13

INCIDENT/MISSION/SAVE SUMMARY

The incident/mission/save summary identifies the number of distress beacon incidents, non-aircraft incidents, aircraft incidents, number of missions and the number of saves the AFRCC coordinated during 2024. Through telephone and internet investigations, the AFRCC resolved 13,316 (96%) of the 13,794 incidents without expending federal resources, saving approximately \$15.2 million dollars and more than 958 thousand work hours. The AFRCC coordinated 478 missions resulting in 231 lives saved.



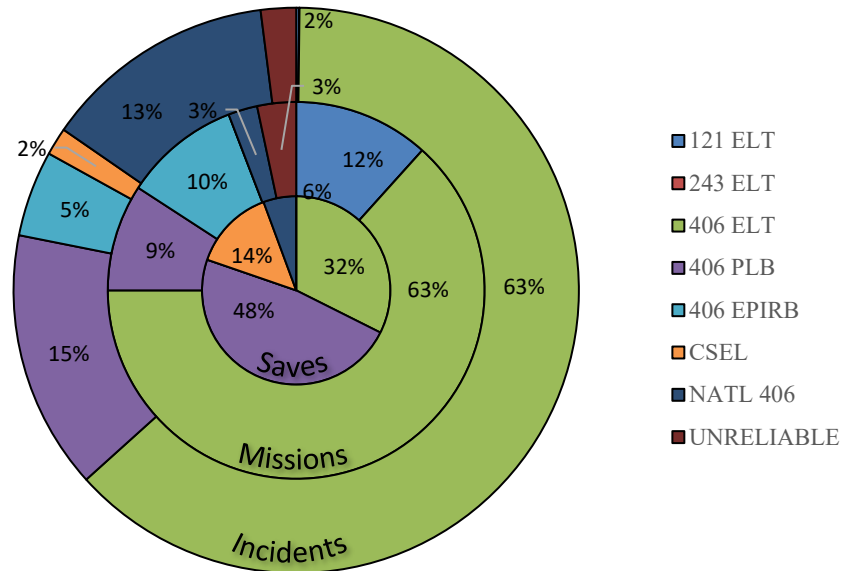
Outside ring portrays INCIDENTS, middle ring portrays MISSIONS, inner pie portrays SAVES.

INCIDENTS/MISSIONS/SAVES

SUMMARY	INCIDENTS	MISSIONS	SAVES
Beacon Incidents	13356	120	67
Non-Aircraft Incidents	356	294	161
Aircraft Incidents	82	65	3
TOTALS	13794	478	231

BEACON SUMMARY

During 2024, the AFRCC investigated numerous beacon incidents. This chart and corresponding table indicate the type of beacons and number of incidents involving federal assets (missions) and the resulting lives saved.



Outside ring portrays INCIDENTS, middle ring portrays MISSIONS, inner pie portrays SAVES.

BEACON INCIDENT/MISSION/SAVES

TYPE	INCIDENTS	MISSIONS	LIVES SAVED
121 ELT	23	14	0
243 ELT	2	0	0
406 ELT	8433	76	23
406 PLB	1977	11	30
406 EPIRB	656	12	0
CSEL	211	0	10
NATL 406	1785	3	4
UNRELIABLE	269	4	0
TOTALS	13356	120	67

Note 1: 2,888 additional beacons were coordinated with overseas agencies in more than 50 countries.

Note 2: An “Unreliable” beacon is a message that fails a validation check and does not provide a known 15-digit hexadecimal identification (HEXID/beacon ID). These beacons are not associated with any other beacons the AFRCC prosecuted.

BEACON INCIDENT/MISSION RESULTS

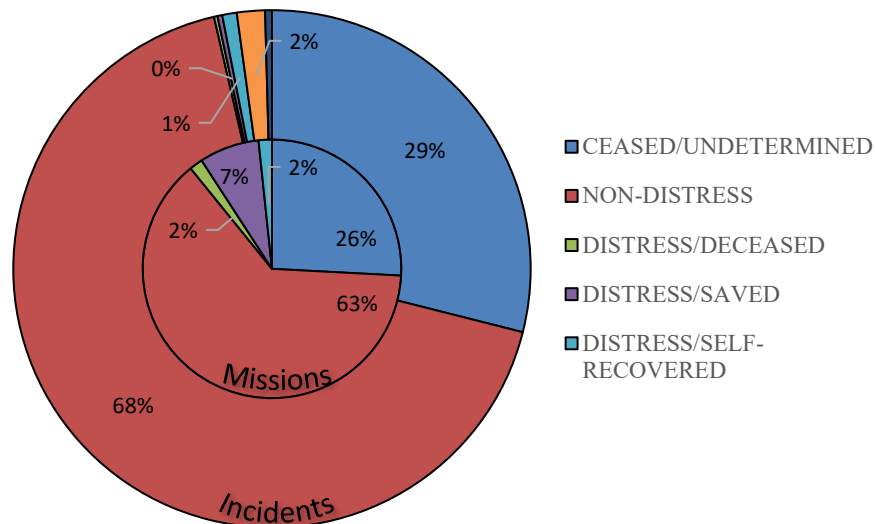
This chart and corresponding table indicate the results of all distress beacon incidents coordinated by the AFRCC during 2024.

NON-DISTRESS: Upon investigation it was revealed that there was not an actual distress situation, e.g. accidental activation, or improper testing.

HAND-OFF: The incident/mission was passed to another Search and Rescue Region/Agency.

CEASED: The beacon was no longer picked up by the source(s) that originally heard the signal (SARSAT, aircraft, ground station), prior to investigative resolution.

DISTRESS: Upon investigation it was revealed that the beacon activation was caused by an actual distress situation.



Outside ring portrays INCIDENTS, inner pie portrays MISSIONS.

BEACON INCIDENT/MISSION RESULTS

RESULT TYPE	INCIDENT	MISSION
CEASED/UNDETERMINED	3865	31
NON-DISTRESS	9010	76
DISTRESS/DECEASED	29	2
DISTRESS/SAVED	40	9
DISTRESS/SELF-RECOVERED	121	2
HAND-OFF	234	0
DISTRESS/NON-AFRCC SAVE	57	0

NON-AIRCRAFT SUMMARY

During 2024, the AFRCC investigated numerous non-aircraft incidents. This chart and corresponding table indicate the type, number of incidents involving federal assets (missions), and the resulting lives saved.

MISSING PERSON/BOAT/VEHICLE: The search for a person or persons/boat/vehicle, whose location is not known.

RESCUE: The extraction of a person or persons in distress from a known location.

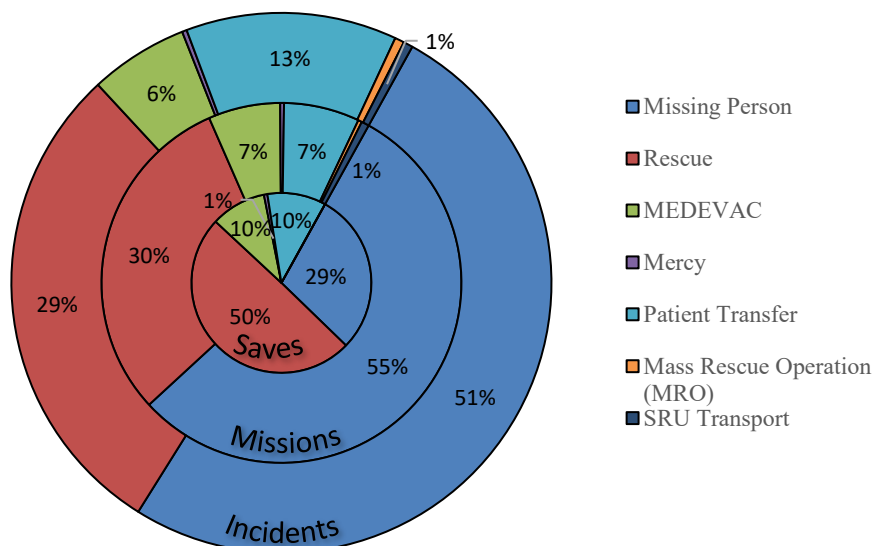
MASS RESCUE: SAR services characterized by the need for immediate response to large numbers of persons in distress, such that the capabilities normally available to SAR authorities are inadequate.

MEDEVAC: Evacuation of persons for medical reasons or hospital-to-hospital patient transfers.

MERCY: Delivery/transportation of life saving vital materials (organs, blood, etc.).

PATIENT TRANSFER: a patient at one medical facility requires transfer to a different facility to save life, limb, or eyesight.

SRU TRANSPORT: Transportation for the Search and Rescue Unit to and/or from a mission location.



*Outside ring portrays INCIDENTS, middle ring portrays MISSIONS, inner pie portrays SAVES

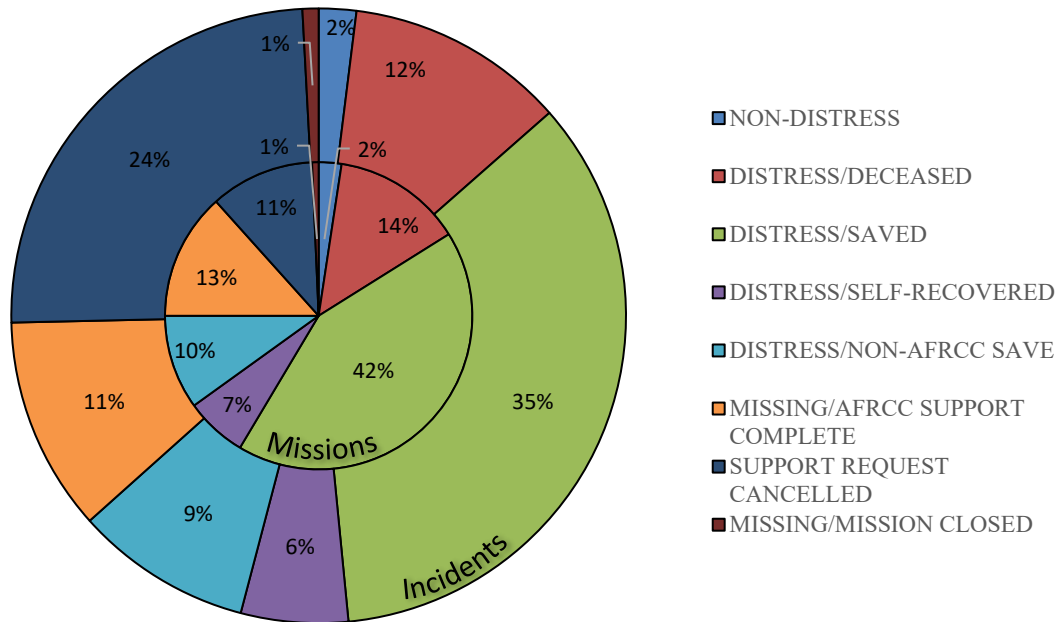
**Mercy, MRO, and SRU Transport removed from chart due to inconsequential values.

NON-AIRCRAFT INCIDENTS/MISSIONS/SAVES

TYPE	INCIDENTS	MISSIONS	LIVES SAVED
Missing Person	181	162	47
Rescue	104	89	80
MEDEVAC	21	19	16
Mercy	1	1	1
Patient Transfer	45	20	17
Mass Rescue Operation (MRO)	2	1	0
SRU Transport	2	2	0
TOTALS	356	294	161

NON-AIRCRAFT MISSION RESULTS

This chart and corresponding table indicate mission results for non-aircraft incidents prosecuted by the AFRCC in 2024.



Outside ring portrays INCIDENTS, inner pie portrays MISSIONS.

NON-AIRCRAFT RESULTS

RESULT TYPE	INCIDENT	MISSION
NON-DISTRESS	7	7
DISTRESS/DECEASED	41	40
DISTRESS/SAVED	124	124
DISTRESS/SELF-RECOVERED	20	19
DISTRESS/NON-AFRCC SAVE	33	29
HAND-OFF	0	0
MISSING/AFRCC SUPPORT COMPLETE	39	39
SUPPORT REQUEST CANCELLED	87	32
MISSING/MISSION CLOSED	3	2

AIRCRAFT SUMMARY

Aircraft Incidents and Missions are opened for missing or overdue aircraft when reported from a reliable source such as a concerned party or an Alert Notice (ALNOT) from the FAA.

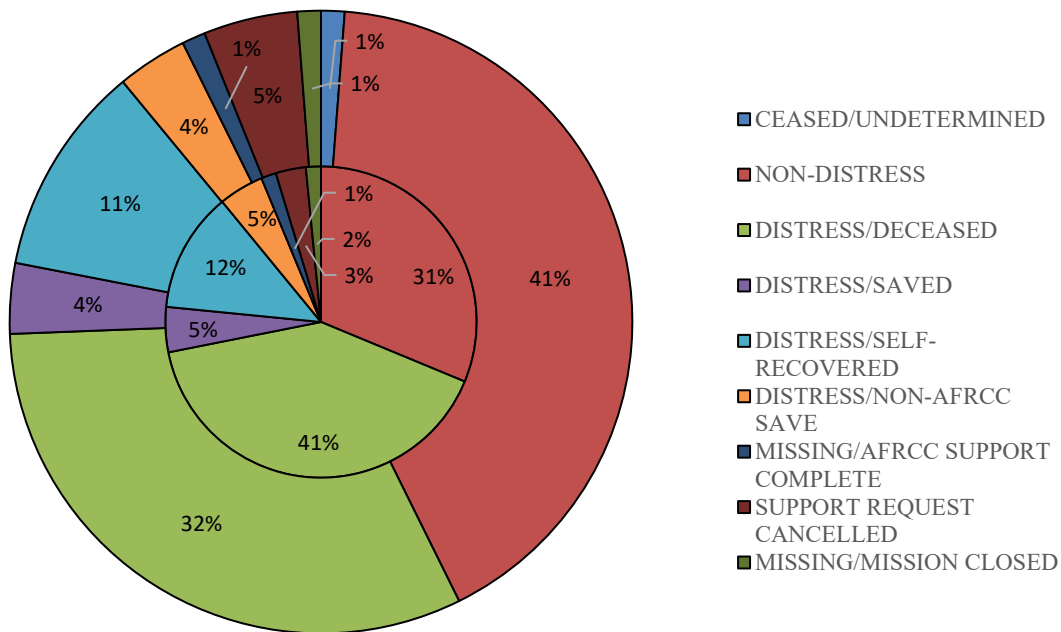
ALNOT: An Alert Notice issued by the FAA for overdue aircraft.

MISSING AIRCRAFT: The investigation of a missing or overdue aircraft.

PRECAUTIONARY: Pre-positioning of SAR resources at large events where SAR incidents are likely to occur.

AIRCRAFT INCIDENT/MISSION RESULTS

This chart and corresponding table display the results of the 82 Aircraft Incidents, 65 Aircraft Missions including 11 Precautionary Incidents prosecuted by the AFRCC in 2024.



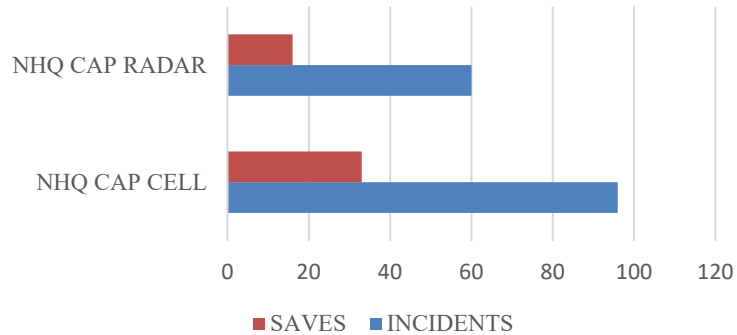
Outside Ring portrays Incidents, Middle Ring portrays Missions

AIRCRAFT INCIDENT/MISSION RESULTS

RESULT TYPE	INCIDENT	MISSION
CEASED/UNDETERMINED	1	1
NON-DISTRESS	34	20
DISTRESS/DECEASED	26	26
DISTRESS/SAVED	3	3
DISTRESS/SELF-RECOVERED	9	8
DISTRESS/NON-AFRCC SAVE	3	3
MISSING/AFRCC SUPPORT COMPLETE	1	1
SUPPORT REQUEST CANCELLED	4	2
MISSING/MISSION CLOSED	1	1

RADAR AND CELL PHONE FORENSICS

The below data indicates the number of missions in which radar and/or cell phone forensics were involved, and the number of corresponding lives saved.



RADAR AND CELL FORENSICS

TYPE	INCIDENTS	SAVES
NHQ CAP CELL *	98	33
NHQ CAP RADAR	60	16

**The AFRCC is authorized to request cell phone forensics LAW 18 U.S.C. § 2702 (b) (8)§ 2702. Voluntary disclosure of customer communications or records (b) Exceptions for disclosure of communications -- A provider described in subsection (a) may divulge the contents of a communication-- (8) To a Federal, State, or local governmental entity, if the provider, in good faith, believes that an emergency involving danger of death or serious physical injury to any person requires disclosure without delay of communications relating to the emergency.*

INCIDENTS/MISSIONS/SAVES BY STATE

STATE	INCIDENTS	MISSIONS	SAVES	STATE	INCIDENTS	MISSIONS	SAVES
AL	211	15	12	NE	81	2	1
AK	11	0	0	NV	227	11	16
AZ	453	17	16	NH	67	1	5
AR	80	5	5	NJ	185	3	1
CA	1258	51	25	NM	114	10	10
CO	334	60	44	NY	287	4	7
CT	74	3	0	NC	405	7	5
DC	19	0	0	ND	38	3	1
DE	31	1	0	OH	171	4	0
FL	2313	34	26	OK	146	4	2
GA	434	8	7	OR	226	5	8
HI	12	3	1	OS	206	8	29
ID	159	21	26	PA	233	3	0
IL	233	4	2	PR	18	12	2
IN	132	3	1	RI	21	0	1
IA	51	1	0	SC	171	2	1
KS	181	5	3	SD	59	3	11
KY	114	1	0	TN	201	7	4
LA	236	5	2	TX	1265	19	4
ME	66	4	7	UL	1112	1	0
MD	195	0	0	UT	161	10	5
MA	123	2	1	VT	23	2	0
MI	169	6	0	VA	266	5	2
MN	116	5	1	WA	504	58	48
MS	153	2	0	WV	38	1	0
MO	126	0	0	WI	122	14	5
MT	106	15	9	WY	53	9	11

SEARCH AND RESCUE UNIT (SRU) MISSION

The total number of missions by SRU is determined by extensive data mining and may be different than what each SRU reports internally. The mission totals on this page may be higher than the actual annual number due to multiple SRUs being involved in the same mission. The save totals on this page may be lower than the actual annual number due to some saves not using federal resources.

ARMY					
SRU NAME	MISSIONS	SAVES	SRU NAME	MISSIONS	SAVES
16 CAB	2	1	AASF LAS CRUCES	1	0
2-211 GSAB	1	0	AASF PAPAGO	1	0
135 AS	1	1	AASF RAPID CITY	1	1
147 AVN	2	0	AASF RENO	1	1
FLATIRON	10	7	AASF SALT LAKE	1	0
AASF BANGOR	2	3	AASF SMYRNA	1	0
AASF BUCKLEY	23	20	AASF WEST BEND	3	1
AASF BURLINGTON	1	0	CAMP ROBINSON	1	1
AASF CHEYENNE	7	6	HAATS	14	13
AASF HELENA	7	3	YAKIMA	5	3
AASF GOWEN FIELD	12	10	ARMY TOTAL	97	71

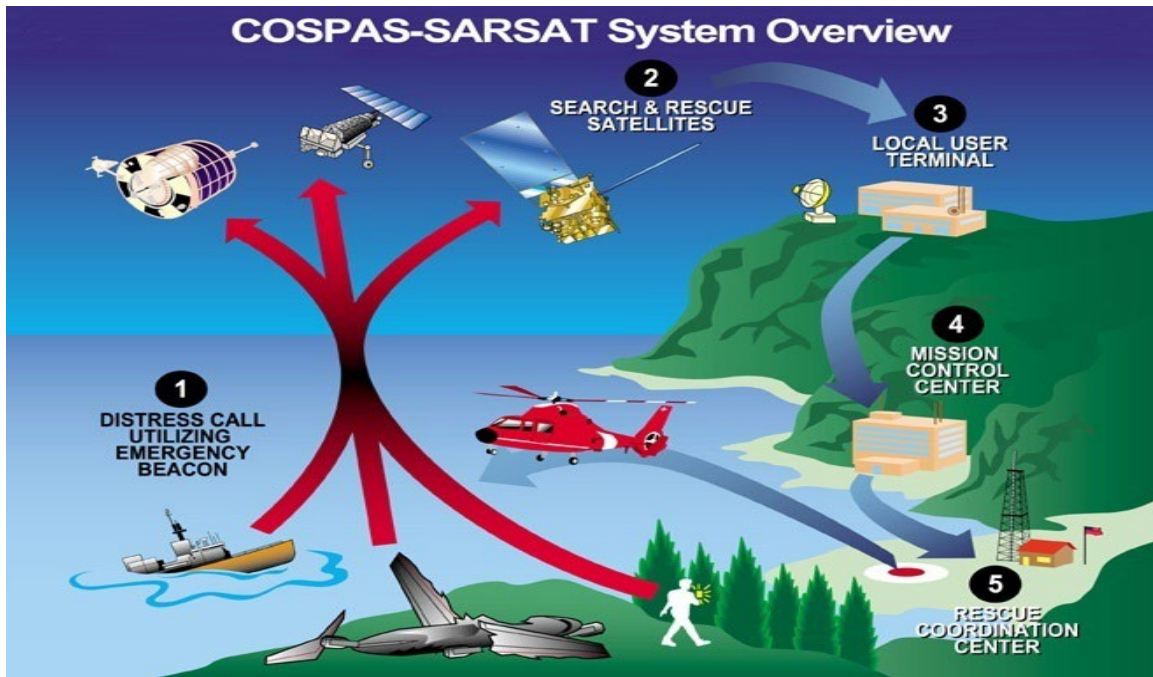
COAST GUARD					
SRU NAME	INCIDENTS	SAVES	SRU NAME	INCIDENTS	SAVES
CG D7 MIAMI	1	1	CG D11 ALAMEDA	1	0
CG D7 SAN JUAN	1	0	CG D13 SEATTLE	5	3
USCG TOTAL				8	4
NAVY					
SRU NAME	INCIDENTS	SAVES	SRU NAME	INCIDENTS	SAVES
NAS CHINA LAKE	3	3	NAS LEMOORE	3	1
NAWDC	1	1	NAS WHIDBEY	32	29
USN TOTAL				38	34
AIR FORCE					
SRU NAME	INCIDENTS	SAVES	SRU NAME	INCIDENTS	SAVES
129 RQW	7	12	50 OSS	1	1
24 SOW	1	0	512 RQS	2	1
347 RQG	1	1	55 RQS	1	1
36 RQS	4	3	563 RQG	6	4
40 HS	4	4	63 RQG	6	4
41 RQS	4	4	79 RQS	1	25
413 FTS	1	1	920 RQW	1	1
USAF TOTAL				40	62

CIVIL AIR PATROL					
SRU NAME	INCIDENTS	SAVES	SRU NAME	INCIDENTS	SAVES
AL CAP	2	0	NC CAP	4	0
AR CAP	1	0	ND CAP	2	1
AZ CAP	10	0	NH CAP	0	0
CA CAP	28	1	NJ CAP	3	0
CO CAP	5	0	NM CAP	1	0
DE CAP	0	0	NV CAP	6	2
FL CAP	18	0	NY CAP	1	0
GA CAP	5	0	OH CAP	3	0
HI CAP	0	0	OK CAP	0	0
IA CAP	1	0	OR CAP	1	0
ID CAP	5	0	PA CAP	2	0
IL CAP	4	1	PR CAP	12	2
IN CAP	3	0	RI CAP	0	0
KS CAP	4	0	SC CAP	2	0
KY CAP	1	0	SD CAP	2	0
LA CAP	2	0	TN CAP	3	0
MA CAP	1	0	TX CAP	14	1
MD CAP	0	0	UT CAP	4	0
ME CAP	2	0	VA CAP	3	0
MI CAP	1	0	VT CAP	0	0
MN CAP	2	0	WA CAP	2	0
MO CAP	2	0	WI CAP	6	1
MS CAP	2	0	WV CAP	0	0
MT CAP	2	0	WY CAP	3	1
CAP TOTAL				331	59

**REMEMBER TO REGISTER YOUR 406 MHz BEACON &
UPDATE IT ANYTIME A CHANGE IS MADE!**

HELP US SAVE LIVES!

<https://beaconregistration.noaa.gov>



For more information about the AFRCC annual report or if you have questions or concerns addressing the information in this product, please contact the AFRCC at afrcconsole@us.af.mil or at 850-283-5129.



AFRCC Homepage



NOAA Beacon Registration



AIR FORCE RESCUE COORDINATION CENTER

650 Florida Avenue, Bldg 486B

Tyndall Air Force Base, Florida 32403

EMERGENCIES ONLY: Commercial 850-283-5955 / DSN 523-5955

Office: Commercial 850-283-5129 / DSN 523-5129 / FAX 850-283-5101

afrcc.console@us.af.mil

<http://www.1af.acc.af.mil/units/afrcc/>

"These Things We Do ... That Others May Live"