
**AIR FORCE RESCUE
COORDINATION CENTER**



2022 ANNUAL REPORT

TABLE OF CONTENTS

GENERAL INFORMATION	3
AFRCC ORGANIZATION/MISSION STATEMENT.....	4
TEN YEAR SYNOPSIS.....	5
INCIDENT/MISSION/SAVE SUMMARY.....	6
BEACON SUMMARY	7
BEACON INCIDENT/MISSION RESULTS	9
NON-AIRCRAFT SUMMARY	10
NON-AIRCRAFT MISSION RESULTS	12
AIRCRAFT SUMMARY.....	13
AIRCRAFT MISSION RESULTS.....	14
RADAR/CELL FORENSICS SUMMARY	15
PRECAUTIONARY SUMMARY.....	16
SEARCH AND RESCUE UNIT DATA	17
BEACON REGISTRATION INFORMATION.....	21
AFRCC CONTACT INFO.....	22

COMMANDER'S COMMENTS

On behalf of the men and women of the Air Force Rescue Coordination Center, I would again like to thank the incredible organizations who have contributed to safeguarding the American people and the citizens from other shores that we helped this past year. We simply could not accomplish our mission without you.

We would particularly like to thank the United States Mission Control Center, Civil Air Patrol, US Coast Guard, the National Oceanic and Atmospheric Administration, Federal Aviation Administration, Department of Homeland Security and the numerous Department of Defense units throughout the country. They serve as the foundation of all we have accomplished. This report is a compilation of the incidents and missions handled by the AFRCC during 2022, yet another record-setting year for our unit. Although this data is important, it can never accurately portray the hundreds of lives that are forever changed because of your support. It is truly an honor to serve the nation alongside each and every one of you.

- Muddy

Lt Col Matthew R. Mustain
Commander, Air Force Rescue Coordination Center

GENERAL INFORMATION

MISSION

The Commander, Air Forces Northern, is the Inland Search and Rescue (SAR) Coordinator for the aeronautical Search and Rescue Region (SRR) corresponding to the continental US other than Alaska, also known as the Langley SRR. The Commander, Air Force Rescue Coordination Center (AFRCC), is designated as the SAR Mission Coordinator (SMC). The AFRCC seeks to encourage a cooperative SAR network and help coordinate assistance for persons in distress.

AUTHORITY

The AFRCC mission is derived from international treaty requirements in the Chicago Convention (ninth addition, 2006) and the International Aeronautical and Maritime Search and Rescue (IAMSAR) Manual. These requirements are satisfied by the U.S. via the National Search and Rescue Plan (NSP) and the National Search and Rescue Supplement (NSS) to the IAMSAR Manual. The NSP and NSS provide the United States a national plan for coordinating SAR services to meet our domestic needs and international commitments. Further implementation guidance is provided in Department of Defense Instruction 3003.01, *Support to Civil Search and Rescue* and Air Force Policy Directive 10-45, *Air Force Support to Civil Search and Rescue*.

TASKING AUTHORITY

The AFRCC has no command or control tasking authority. The AFRCC supports domestic civil authorities by coordinating Department of Defense (DoD) and other federal SAR services to the fullest extent practicable on a non-interference basis with the unit's primary duties, according to applicable national directives, plans, guidelines, and agreements. No DoD or other federal resources are assigned or tasked for the aeronautical civil SAR mission.

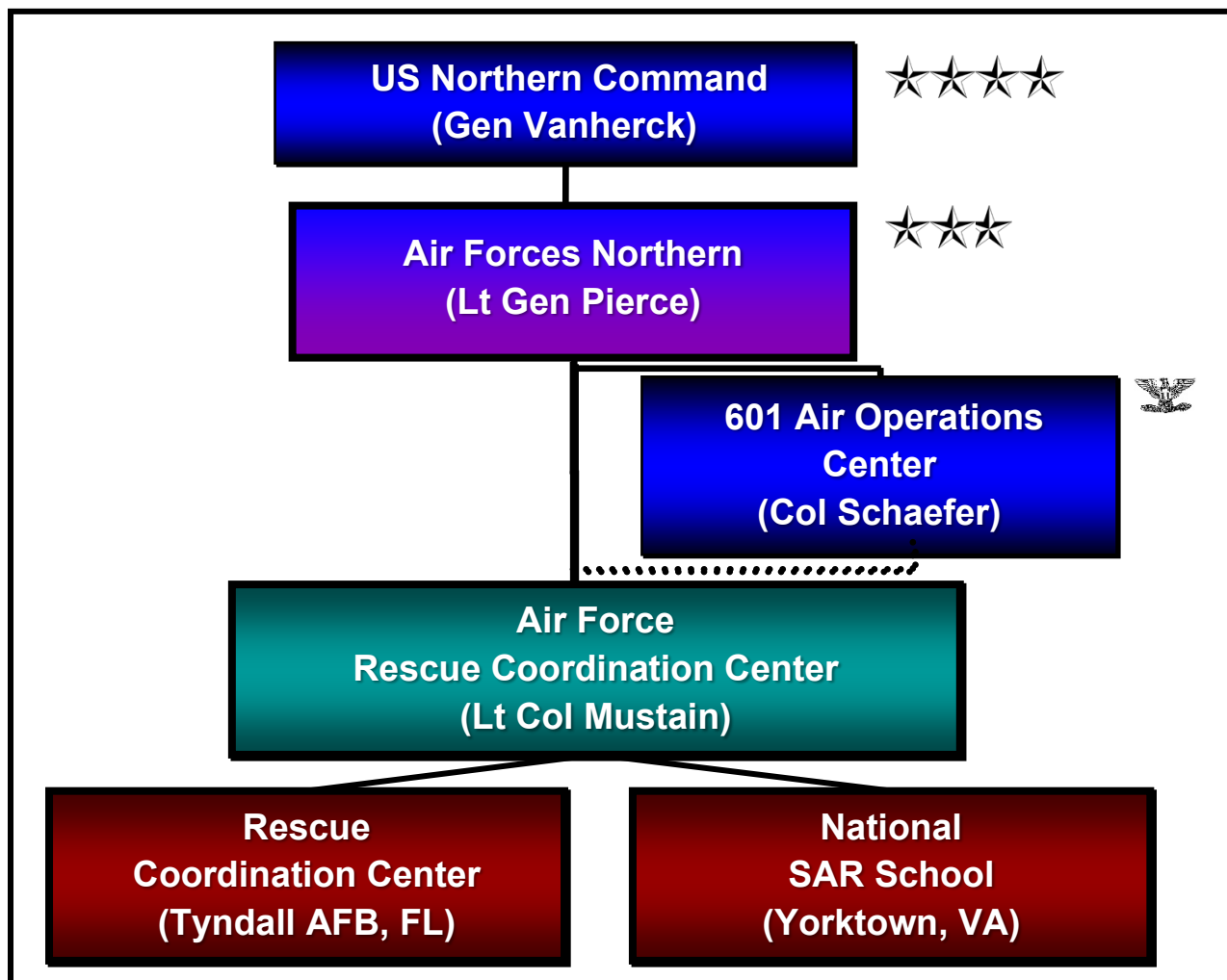
RESPONSIBILITIES

When managing SAR operations, the AFRCC has the full operational authority of the Inland SAR Coordinator.

Specific responsibilities include:

- Coordinating SAR operations involving missing/overdue general aviation (GA) flights, interstate aircraft flights, DoD aircraft, and commercial aircraft.
- Coordinating SAR operations in response to Emergency Beacon Alerts. The AFRCC receives all COSPAS-SARSAT emergency beacon distress signals registered to the United States or those originating from within its SRR. The AFRCC investigates the signal in coordination with federal, state, and local officials and determines the required type and scope of response.
- Coordinating federal SAR capabilities (both Aeronautical and Inland) at the request of other designated Rescue Control Centers (RCC), Federal and State SAR coordinators in support of their civil SAR operations. Through SAR Agreements with other SAR Coordinators (SCs) and their SMCs, the AFRCC may be a coordinating authority for specific SAR events outside the Langley SRR. These events include mercy, patient transport, search, rescue, and search and rescue unit (SRU) transport.

AFRCC ORGANIZATION



AFRCC MISSION STATEMENT

The AFRCC saves lives by providing expert coordination capability while fostering cooperation and providing first responder education in support of the National Search and Rescue Plan.

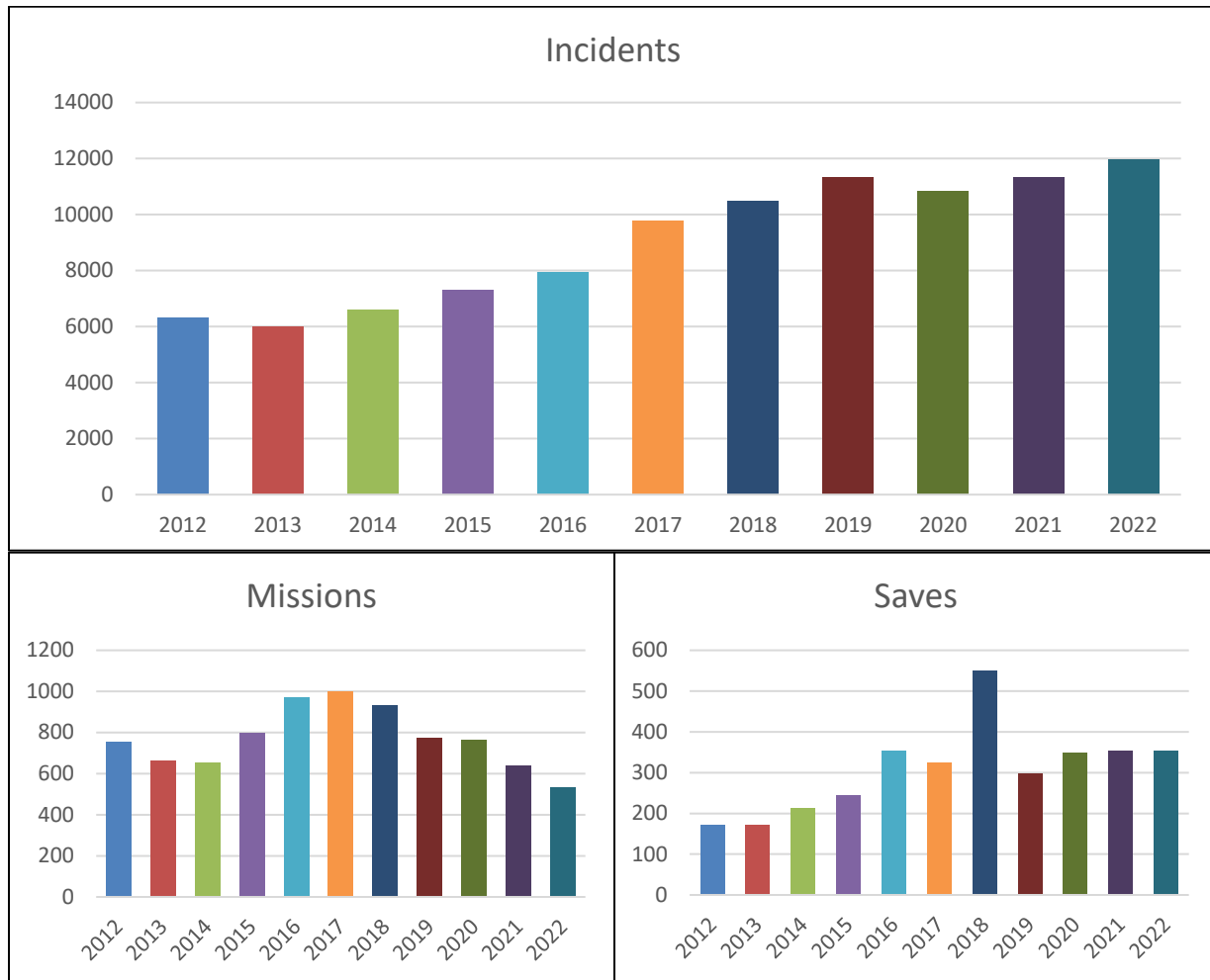
TEN YEAR SYNOPSIS

The AFRCC’s yearly activity tables illustrate the unit’s total operational workload (missions, incidents and saves) over the past ten years.

MISSION: A SAR operation that requires the activation of federal asset(s) in order to reach a resolution. Note that all missions are also incidents.

INCIDENT: A SAR investigative operation by the AFRCC, conducted without deploying a SRU.

SAVE: An objective was in a distress situation, could not affect a self-recovery, and was recovered alive.

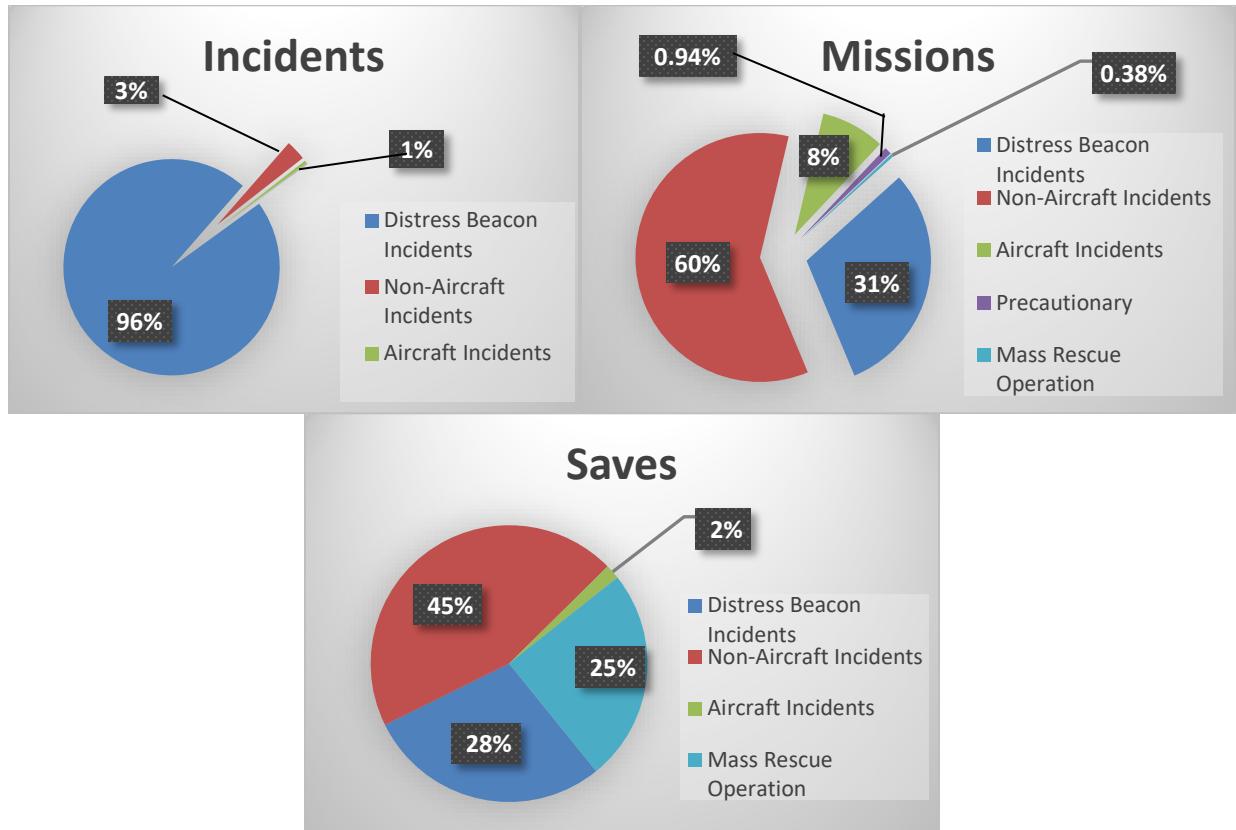


Year	2012	2013	2014	2015	2016	2017	2018	2019	2020	2021	2022
Incidents	6299	6010	6603	7293	7936	9762	10469	11319	10849	11322	11970
Missions	755	660	654	797	969	997	933	772	762	639	530
Saves	172	171	212	244	354	323	550	296	348	354	354

INCIDENT/MISSION/SAVE SUMMARY

The incident/mission/save summary identifies the number of distress beacon incidents, non-aircraft incidents, aircraft incidents, number of missions and the number of saves the AFRCC coordinated during 2022.

Through telephone and internet investigations, the AFRCC resolved 11,440 (95%) of the 11,970 incidents without expending federal resources, saving approximately \$12.2 million dollars and 769,176 work hours. The AFRCC coordinated 530 missions resulting in 354 lives saved.

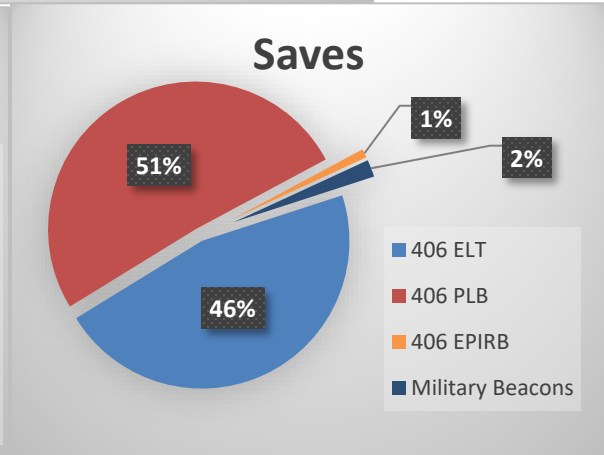
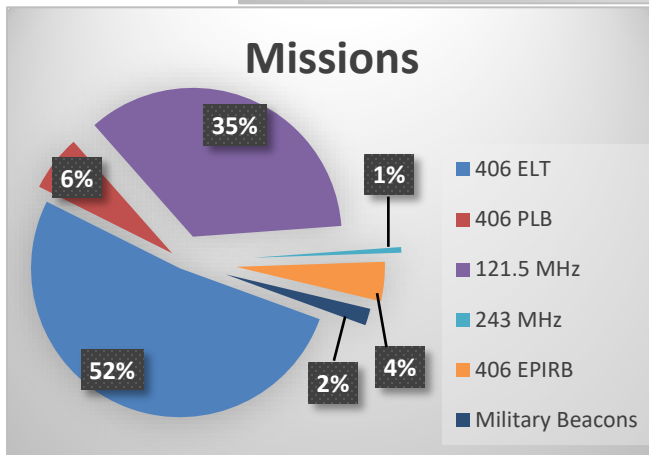
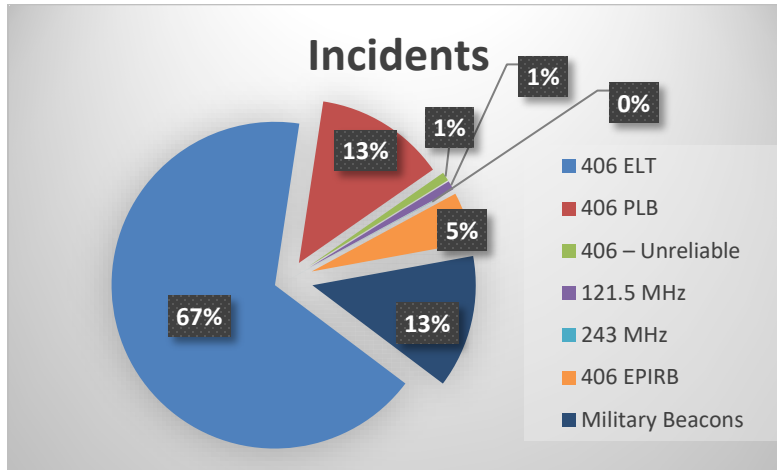


NUMBER OF INCIDENTS/MISSIONS/SAVES

SUMMARY	INCIDENTS	MISSIONS	SAVES
Distress Beacon Incidents	11,544	161	101
Non-Aircraft Incidents	361	318	159
Aircraft Incidents	58	44	6
Precautionary	5	5	0
Mass Rescue Operation	2	2	88
Total	11,970	530	354

BEACON SUMMARY

During 2022, the AFRCC investigated numerous beacon incidents. This chart and corresponding table indicate the type of beacons and number of incidents involving federal assets (missions) and the resulting lives saved.



BEACON INCIDENT/MISSION/SAVE TYPES

TYPE	INCIDENTS	MISSIONS	SAVES
406 ELT	7747	85	49
406 PLB	1493	10	54
406 – Unreliable	100	0	0
121.5 MHz	103	58	0
243 MHz	3	1	0
406 EPIRB	580	7	1
Military Beacons	1518	3	2

Note 1: 155 beacons were coordinated with overseas agencies in more than 50 countries.

Note 2: An “Unreliable” beacon is a message that fails a validation check and does not provide a known 15 digit hexadecimal identification (HEXID/beacon ID). These beacons are not associated with any other beacons the AFRCC prosecuted.

BEACON INCIDENT/MISSION RESULTS

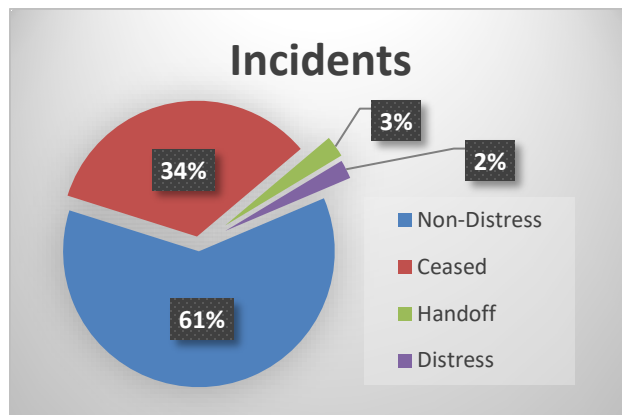
This chart and corresponding table indicate the results of all distress beacon incidents coordinated by the AFRCC during 2022.

NON-DISTRESS: Upon investigation it was revealed that there was not an actual distress situation, e.g. accidental activation, or improper testing.

HAND-OFF: The incident/mission was passed to another Search and Rescue Region/Agency.

CEASED: The beacon was no longer picked up by the source(s) that originally heard the signal (SARSAT, aircraft, ground station), prior to investigative resolution.

DISTRESS: Upon investigation it was revealed that the beacon activation was caused by an actual distress situation.



BEACON INCIDENT RESULTS

RESULT	NUMBER
Non-Distress	7070
Ceased	3919
Handoff	293
Distress	258

NON-AIRCRAFT SUMMARY

In 2022, the AFRCC prosecuted several different types of Non-Aircraft related incidents. This chart and corresponding table break down the various types and number of missions involving federal assets and the resulting lives saved.

MISSING PERSON/BOAT/VEHICLE: The search for a person or persons/boat/vehicle, whose location is not known.

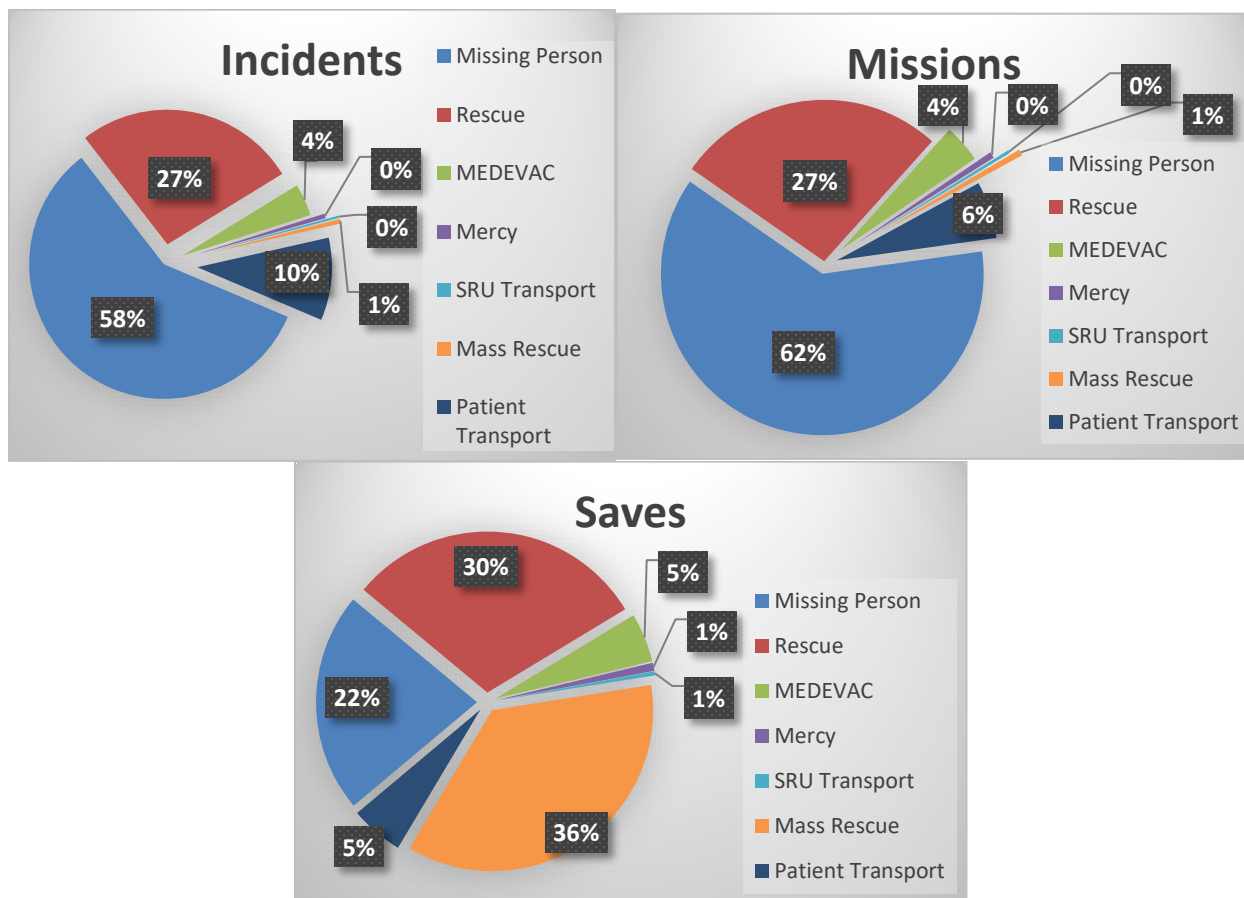
RESCUE: The extraction of a person or persons in distress from a known location.

MASS RESCUE: SAR services characterized by the need for immediate response to large numbers of persons in distress, such that the capabilities normally available to SAR authorities are inadequate.

MEDEVAC: Evacuation of persons for medical reasons and hospital-to-hospital patient transfer.

MERCY: Delivery/transportation of life saving vital materials (organs, blood, etc.).

SRU TRANSPORT: Transportation for the Search and Rescue Unit to and/or from a mission location.

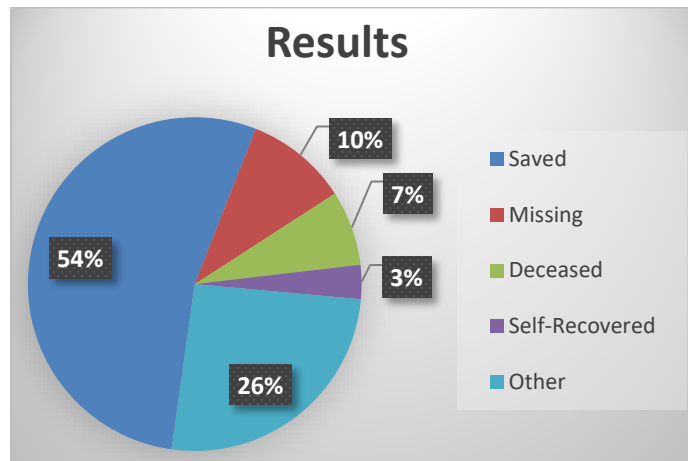


NON-AIRCRAFT INCIDENTS/MISSIONS/SAVES

TYPE	INCIDENTS	MISSIONS	SAVES
Missing Person/Boat/Vehicle	211	195	54
Rescue	97	85	74
MEDEVAC	14	12	12
Mercy	2	2	2
SRU Transport	1	1	1
Mass Rescue	2	2	88
Patient Transport	36	18	13

NON-AIRCRAFT MISSION RESULTS

This chart and corresponding table indicate mission results for non-aircraft incidents prosecuted by the AFRCC in 2022.



NON-AIRCRAFT RESULTS

RESULT	INDIVIDUALS
Saved	244
Missing	45
Deceased	33
Self-Recovered	15
Other*	117

Note 1: Non-Aircraft incidents resulting in 'Other' were either Non-Distress or Cancelled Requests

AIRCRAFT SUMMARY

Aircraft Incidents and Missions are opened for a variety of reasons noted below. They can be reported as a missing or overdue aircraft from a third party, an In Flight Emergency (IFE) or we can receive an Alert Notice (ALNOT) from the FAA. There were 58 Aircraft Incidents and 44 Aircraft Missions conducted by the AFRCC in 2022.

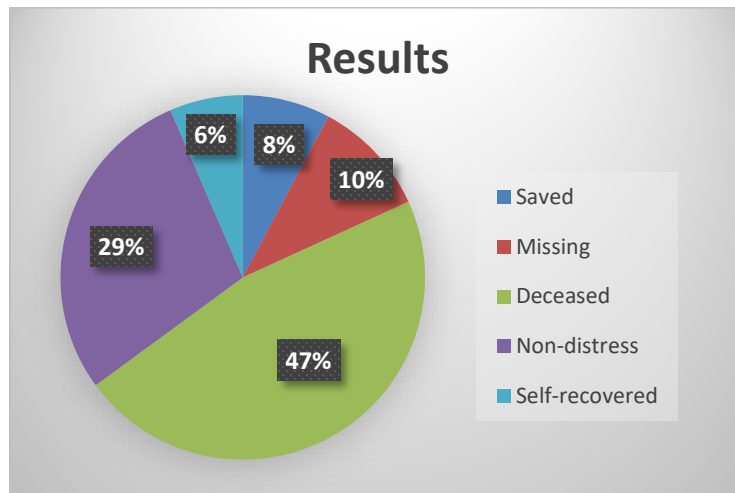
ALNOT: An Alert Notice issued by the FAA for overdue aircraft requiring action by the AFRCC

MISSING AIRCRAFT: The investigation of a missing or overdue aircraft.

IFE: In Flight Emergency – a reported emergency involving an aircraft in flight.

AIRCRAFT MISSION RESULTS

This chart and corresponding table indicate mission results for aircraft related incidents prosecuted by the AFRCC in 2022.

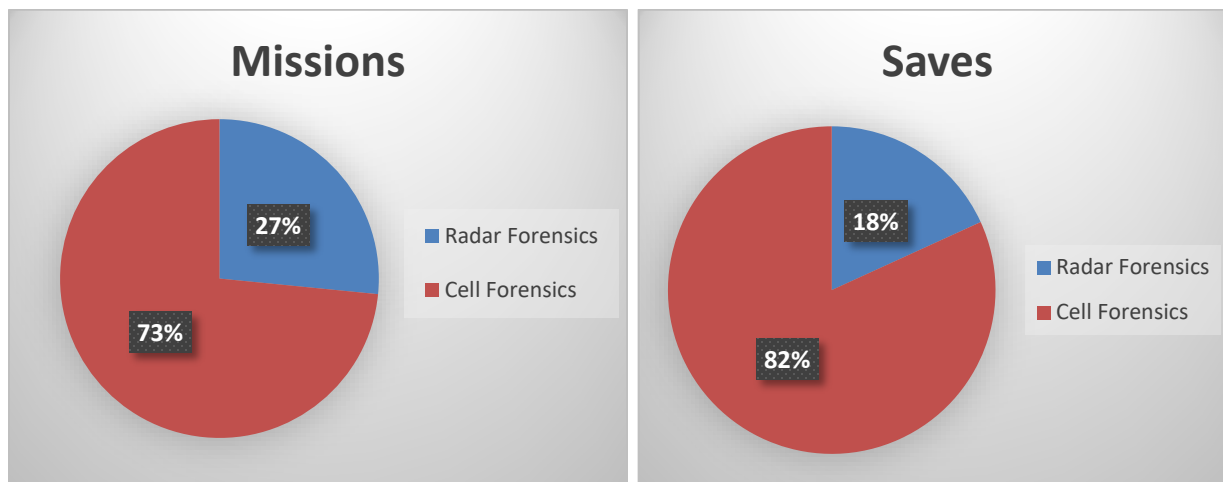


MISSION RESULTS

RESULT	INDIVIDUALS
Saved	6
Missing	8
Deceased	36
Non-distress	22
Self-recovered	5

RADAR AND CELL PHONE FORENSICS

These charts and corresponding table indicate the number of missions in which radar and/or cell phone forensics were involved and the number of corresponding lives saved. Often both types of forensics are used on a single mission.



RADAR AND CELL FORENSICS

TYPE	MISSIONS	SAVES
Radar Forensics	34	6
Cell Forensics	94	27

The AFRCC is authorized to request cell phone forensics IAW 18 U.S.C. § 2702 (b) (8)

- § 2702. Voluntary disclosure of customer communications or records
- (b) Exceptions for disclosure of communications.-- A provider described in subsection (a) may divulge the contents of a communication--
- (8) To a Federal, State, or local governmental entity, if the provider, in good faith, believes that an emergency involving danger of death or serious physical injury to any person requires disclosure without delay of communications relating to the emergency.

PRECAUTIONARY MISSION SUMMARY

The precautionary mission summary identifies the number of events the Civil Air Patrol supported.

PRECAUTIONARY: Pre-positioning of SAR forces for use during a scheduled activity where the potential for SAR is high, such as air shows.

The below chart shows what events the Civil Air Patrol supported and SAR events that took place.

Unit	Event	Dates	Type of Event	SAR Events
FL CAP	Sun 'n Fun	1 – 12 April	Air Show	4
AZ CAP	Lake Havasu	25 – 29 May	Air Show	7
AZ CAP	Lake Havasu	29 – June – 4 July	Air Show	19
WI CAP	Oshkosh	19 July – 8 August	Air Show	13
AZ CAP	Lake Havasu	1 – 5 September	Air Show	20

SEARCH AND RESCUE UNIT (SRU) MISSION

The total number of missions by SRU is determined by extensive data mining and may be different than what each SRU reports internally. The mission totals on this page may be higher than the actual annual number due to multiple SRUs being involved in the same mission. The save totals on this page may be lower than the actual annual number due to no federal resources being used.

COAST GUARD		
SRU NAME	MISSIONS	SAVES
CGAS ASTORIA	3	3
CGAS DETROIT	1	1
CGAS MIAMI	1	0
CGAS NORTH BEND	1	2
CGAS PORT ANGELES	9	4
CGAS TRAVERSE CITY	1	1
USCG TOTAL	16	11

ARMY		
SRU NAME	MISSIONS	SAVES
1-168 GSAB	1	1
2-135 GSAB	2	3
2-224 AVN	1	0
7 ID 16 CAV	1	1
77 TAB	1	1
FLATIRON	6	6
AASF BUCKLEY	8	7
AASF BURLINGTON	1	0
AASF CHEYENNE	3	3
AASF GOWEN	2	1
AASF HELENA	4	5
AASF PENDLETON	1	1
AASF RENO	1	0
AASF SALT LAKE	4	1
AASF WEST BEND	1	0
HAATS EAGLE	16	17
YAKIMA TRAINING CENTER	4	4
ARMY TOTAL	54	49

NAVY		
SRU NAME	MISSIONS	SAVES
NAWS CHINA LAKE	4	4
NAS FALLON	2	2
NAS LEMOORE	4	3
NAS WHIDBEY ISLAND	29	23
USN TOTAL	38	32

AIR FORCE		
SRU NAME	MISSIONS	SAVES
129 TH RQW	2	2
79 TH RQS	1	1
106 TH RQW	2	1
55 TH RQS	1	1
920 TH RQW	1	1
301 ST RQS	1	1
304 TH RQS	4	5
36 TH RQS	1	1
56 TH HS	1	0
41 ST RQS	1	1
79 TH RQS	1	1
40 TH HS	1	1
960 TH AMDG	1	0
115 TH FW	1	0
37 HS	1	1
66 TH RQS	1	1
USAF TOTAL	21	18

CIVIL AIR PATROL		
SRU NAME	MISSIONS	SAVES
NHQ CAP	129	33
AK CAP	0	0
AL CAP	6	0
AR CAP	0	0
AZ CAP	10	1
CA CAP	20	0
CO CAP	5	2
DE CAP	2	0
FL CAP	29	0
GA CAP	10	0
HI CAP	0	0
IA CAP	0	0
ID CAP	4	4
IL CAP	7	0
IN CAP	1	0
KS CAP	4	2
KY CAP	1	0
LA CAP	2	0
MA CAP	1	0
MD CAP	3	0
ME CAP	2	0
MI CAP	3	0
MN CAP	0	0
MO CAP	1	0
MS CAP	1	0
MT CAP	2	88
NC CAP	13	5
ND CAP	3	0
NH CAP	2	0
NJ CAP	3	0
NM CAP	2	1
NV CAP	9	2
NY CAP	4	0
OH CAP	7	0
OK CAP	2	0
OR CAP	2	0
PA CAP	3	0
PR CAP	1	0
RI CAP	0	0

CIVIL AIR PATROL		
SC CAP	8	0
SD CAP	4	0
TN CAP	1	0
TX CAP	11	0
UT CAP	6	0
VA CAP	6	3
VT CAP	0	0
WA CAP	2	0
WI CAP	4	0
WV CAP	0	0
WY CAP	4	1
CAP Total	340	143
ALL SRUs TOTAL	530	256

**REMEMBER TO REGISTER YOUR 406 MHz BEACON &
UPDATE IT ANYTIME A CHANGE IS MADE!**

HELP US SAVE LIVES!

<https://beaconregistration.noaa.gov>



For more information about the AFRCC annual report or if you have questions or concerns addressing the information in this product, please contact the AFRCC at afrc.console@us.af.mil or at 850-283-5129.



AIR FORCE RESCUE COORDINATION CENTER
650 Florida Avenue, Bldg 486B
Tyndall Air Force Base, Florida 32403
EMERGENCIES ONLY: Commercial 850-283-5955 / DSN 523-5955
Office: Commercial 850-283-5129 / DSN 523-5129 / FAX 850-283-5101
afrc.console@us.af.mil

<http://www.1af.acc.af.mil/units/afrc/>

"These Things We Do ... That Others May Live"