
**AIR FORCE RESCUE
COORDINATION CENTER**



2015 ANNUAL REPORT

TABLE OF CONTENTS

GENERAL INFORMATION	3
AFRCC ORGANIZATION/MISSION STATEMENT.....	4
TEN YEAR SYNOPSIS.....	5
INCIDENT/MISSION/SAVE SUMMARY.....	6
BEACON SUMMARY	7
BEACON INCIDENT/MISSION RESULTS	8
NON-AIRCRAFT SUMMARY	9-10
NON-AIRCRAFT MISSION RESULTS	11
AIRCRAFT SUMMARY.....	12
AIRCRAFT MISSION RESULTS.....	13
RADAR/CELL FORENSICS SUMMARY	14
SEARCH AND RESCUE UNIT DATA	15 - 17
UPDATE YOUR BEACON INFO	18
AFRCC CONTACT INFO.....	19

GENERAL INFORMATION

MISSION

The Commander, Air Forces Northern is the Inland Search and Rescue (SAR) Coordinator. The Air Force Rescue Coordination Center (AFRCC) is designated as the SAR Mission Coordinator (SMC) for the aeronautical Search and Rescue Region (SRR) corresponding to the continental US other than Alaska. The AFRCC seeks to encourage a cooperative SAR network and help coordinate assistance for persons in distress.

AUTHORITY

The AFRCC mission is derived from international treaty requirements in the Chicago Convention (as amended in 2006) and the International Aeronautical and Maritime Search and Rescue (IAMSAR) Manual. These requirements are satisfied by the U.S. via the National Search and Rescue Plan (NSP) and the National Search and Rescue Supplement (NSS). The NSP and NSS provide the United States a national plan for coordinating SAR services to meet our domestic needs and international commitments. Further implementation guidance is provided in Department of Defense Instruction 3003.01; Support to Civil Search and Rescue and Air Force Policy Directive 10-45; Air Force Support to Civil Search and Rescue.

TASKING AUTHORITY

The AFRCC has no command or control authority. The AFRCC supports domestic civil authorities by coordinating Department of Defense (DoD) and other federal SAR services to the fullest extent practicable on a non-interference basis with the unit's primary duties, according to applicable national directives, plans, guidelines, and agreements. No DoD or other federal resources are assigned or tasked for the aeronautical civil SAR mission.

RESPONSIBILITIES

When managing SAR operations the AFRCC has the full operational authority of the Inland SAR Coordinator.

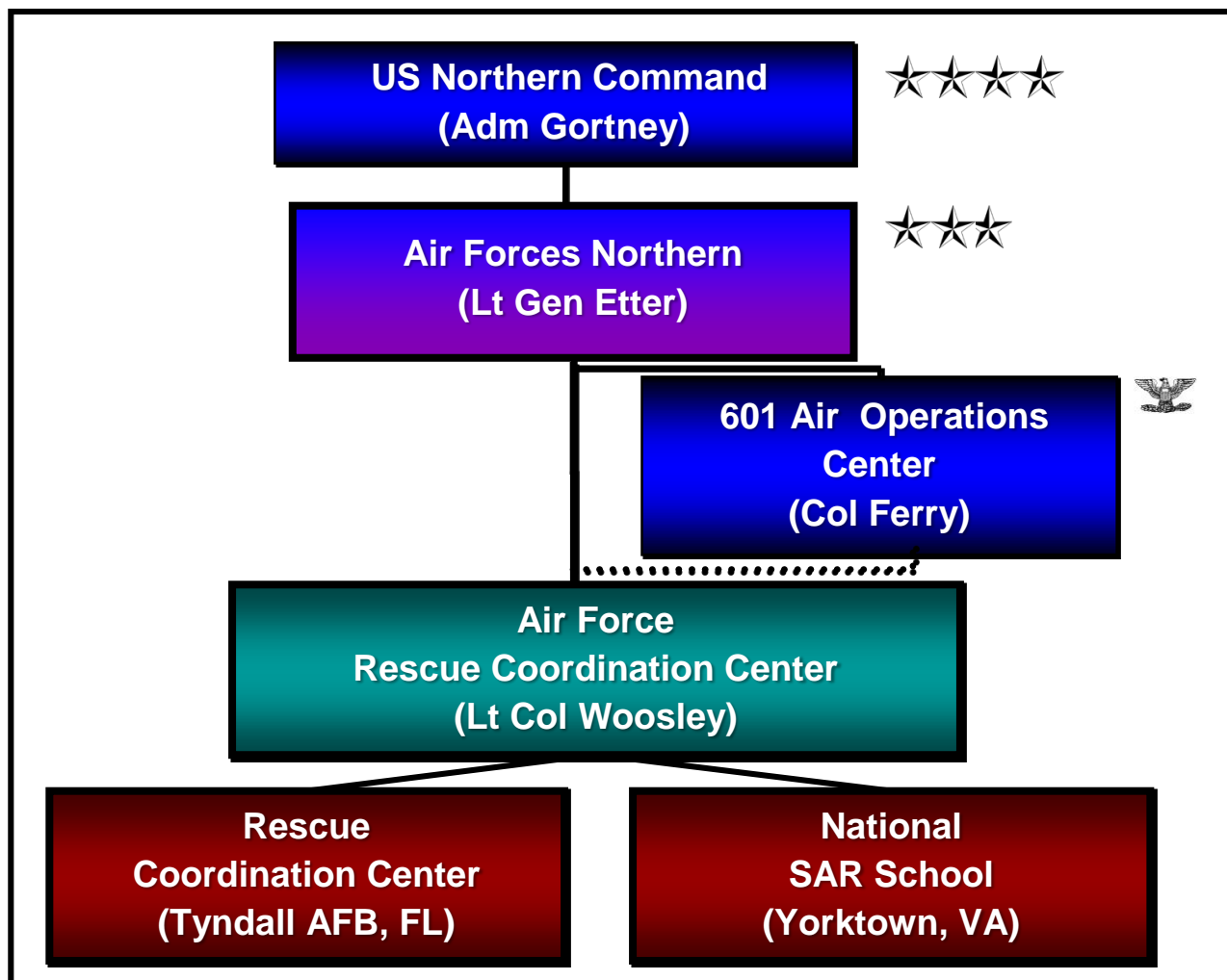
Specific responsibilities include:

- Coordinating SAR operations involving missing/overdue general aviation (GA) interstate aircraft flights, DoD aircraft, and commercial aircraft.

- Coordinating SAR operations in response to Emergency Beacon Alerts. The AFRCC receives all COSPAS-SARSAT emergency beacon distress signals registered to the United States or those originating from within its SRR. The Center investigates the signal in coordination with federal, state, and local officials and determines the required type and scope of response.

- Coordinating federal SAR capabilities (both Aeronautical and Inland) at the request of other designated Rescue Control Centers (RCC), Federal and State SAR coordinators in support of their civil SAR operations. Through SAR Agreements with other SAR Coordinators (SCs) and their SMCs, the Center may be a coordinating authority for specific SAR events outside their SRR. These events include mercy, patient transport, search, rescue, and search and rescue unit (SRU) transport.

AFRCC ORGANIZATION



AFRCC MISSION STATEMENT

To save lives by providing expert coordination capability, while fostering cooperation, and providing first responder education in support the National Search and Rescue Plan.

TEN YEAR SYNOPSIS

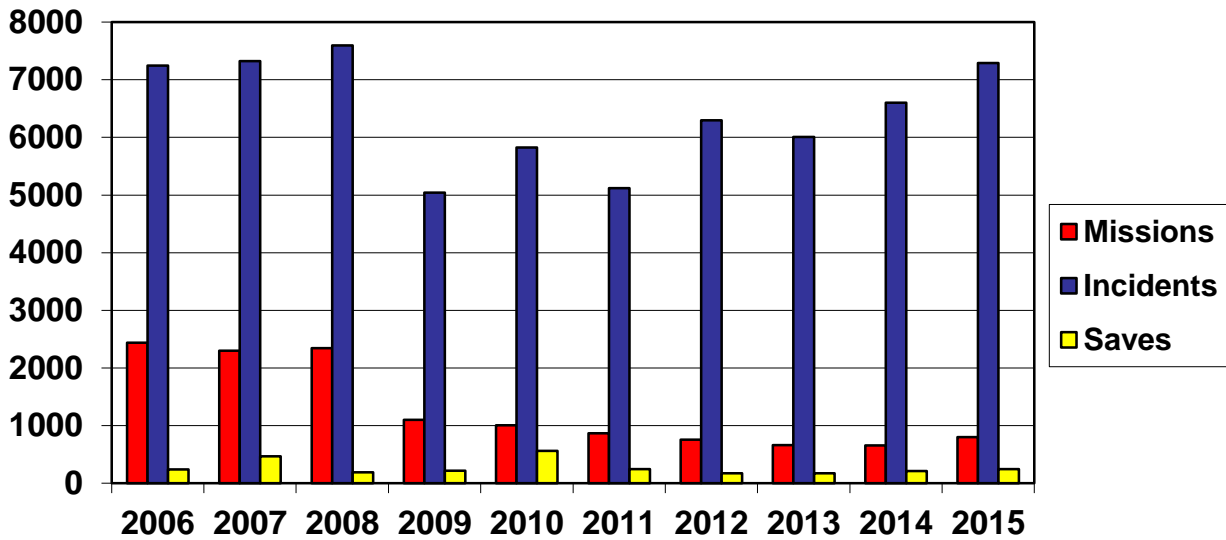
The AFRCC’s yearly activity table illustrates the unit’s total operational workload (missions, incidents and saves) over the past ten years.

MISSION: A SAR operation that requires the activation of federal asset(s) in order to reach a resolution.

INCIDENT: A SAR investigative operation by the AFRCC, conducted without deploying a SRU.

SAVE: An objective was in a distress situation, could not affect a self-recovery, and was recovered alive.

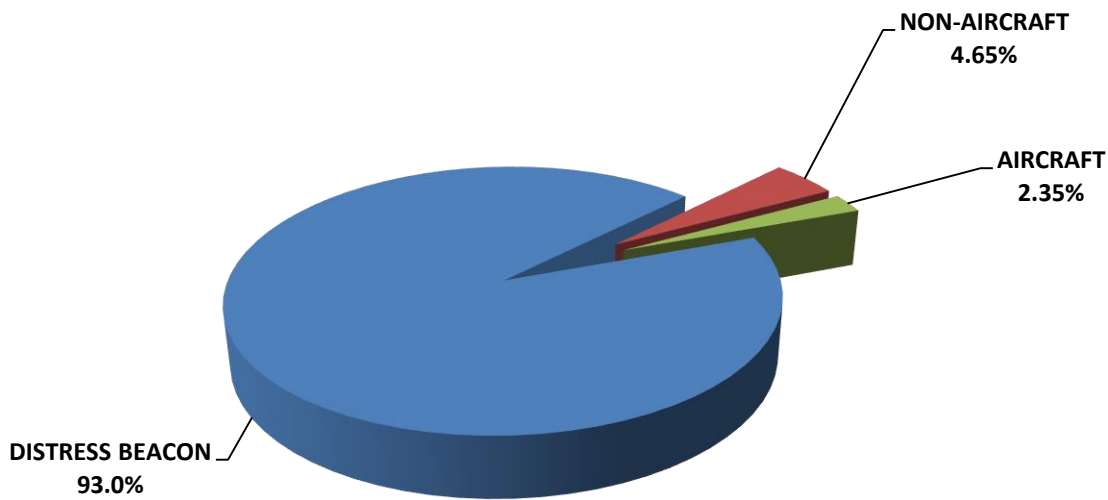
Year	2006	2007	2008	2009	2010	2011	2012	2013	2014	2015
Missions	2,438	2,296	2,344	1,100	1,004	866	755	660	654	797
Incidents	7,249	7,322	7,595	4,179	5,823	5,120	6,299	6010	6603	7293
Saves	237	468	190	214	561	245	172	171	212	244



INCIDENT/MISSION/SAVE SUMMARY

The incident/mission/save summary identifies the number of distress beacon incidents, non-aircraft incidents, aircraft incidents, number of missions and the number of saves the AFRCC prosecuted during 2015.

Through telephone and internet investigations, the AFRCC resolved 6,496 (89%) of the 7,293 incidents without expending federal resources, saving approximately \$2.5 million dollars and 573 thousand work hours. The AFRCC coordinated 797 missions resulting in 244 lives saved.

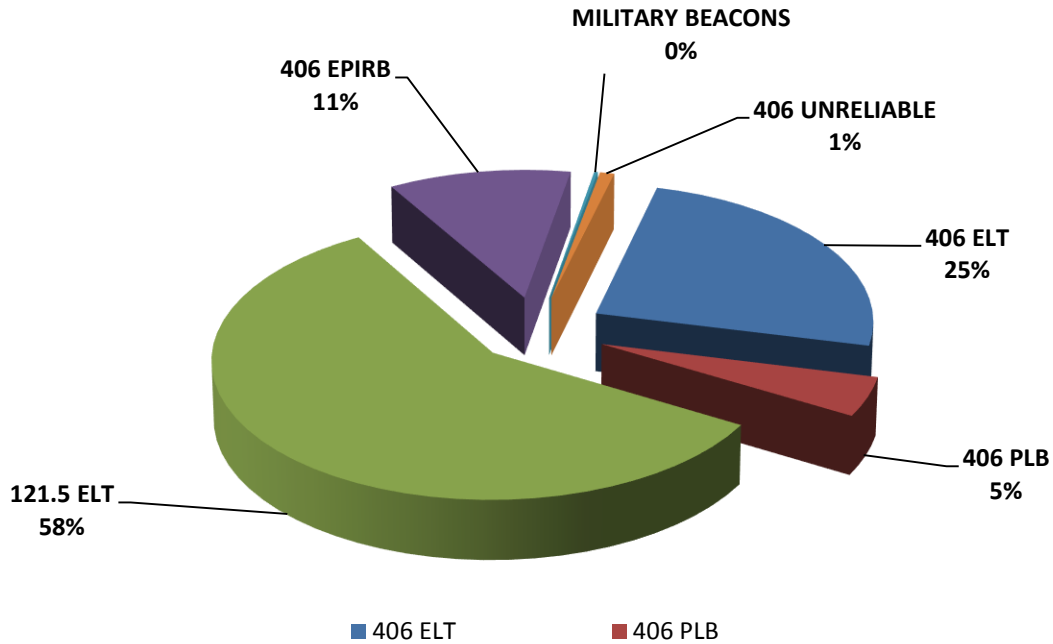


NUMBER OF INCIDENTS

SUMMARY	INCIDENTS	MISSIONS	SAVES
Distress Beacon Incidents	6783	458	69
Non-Aircraft Incidents	339	274	178
Aircraft Incidents	171	65	1
Total	7,293	797	244

BEACON SUMMARY

During 2015, the AFRCC investigated numerous beacon incidents. This chart indicates the type of beacons and number of incidents involving federal assets (missions) and the resulting lives saved.



BEACON MISSION TYPES

TYPE	INCIDENTS ¹	MISSIONS	SAVES
406 ELT	4676	113	16
406 PLB	476	21	48
406 – Unreliable	168	4	0
121.5 ELT	461	264	4
406 EPIRB	258	51	0
Military Beacons	1184	3	1

Note 1: 920 Incidents were beacons coordinated with overseas agencies in more than 50 countries.

BEACON INCIDENT/MISSION RESULTS

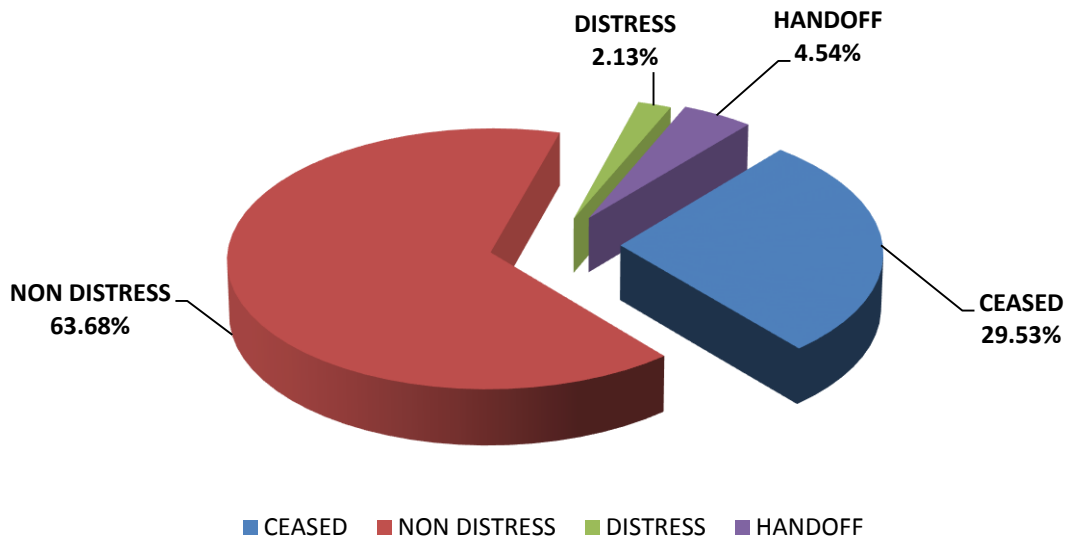
This chart indicates the results of all distress beacon incidents prosecuted by the AFRCC during 2015.

NON-DISTRESS: Upon investigation it was revealed that there was not an actual distress situation, e.g. accidental activation, improper testing/not following approved test procedures.

HAND-OFF: The incident/mission was passed to another Search and Rescue Region/Agency.

CEASED: The beacon was no longer picked up by the source(s) that originally heard the signal (SARSAT, aircraft, ground station).

DISTRESS: Upon investigation it was revealed that the beacon activation was caused by an actual distress situation.



BEACON INCIDENTS

RESULT	NUMBER
Non Distress	4,320
Ceased	2003
Handoff	308
Distress	145
Request Cancelled	5

NON-AIRCRAFT SUMMARY

In 2015 the AFRCC prosecuted several different types of Non-Aircraft related incidents. This chart breaks down the various types and number of missions involving federal assets and the resulting lives saved.

MISSING PERSON: The search for a person or persons, whose location is not known.

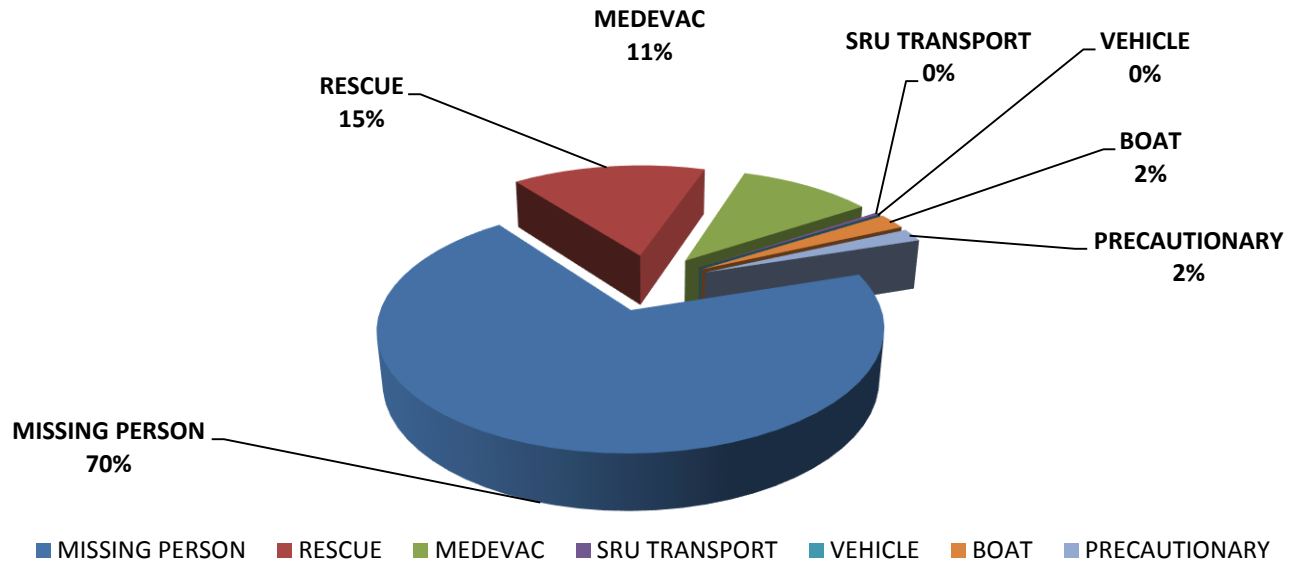
RESCUE: The extraction of a person or persons in distress from a known location.

MASS RESCUE: Extraction of persons in distress from an accident/incident involving a large number of persons.

MEDEVAC: Evacuation of persons for medical reasons and hospital-to-hospital patient transfer.

MERCY: Delivery/Transportation of life saving vital materials (organs, blood, etc.).

SRU TRANSPORT: Transportation for the Search and Rescue Unit to and or from a mission location.



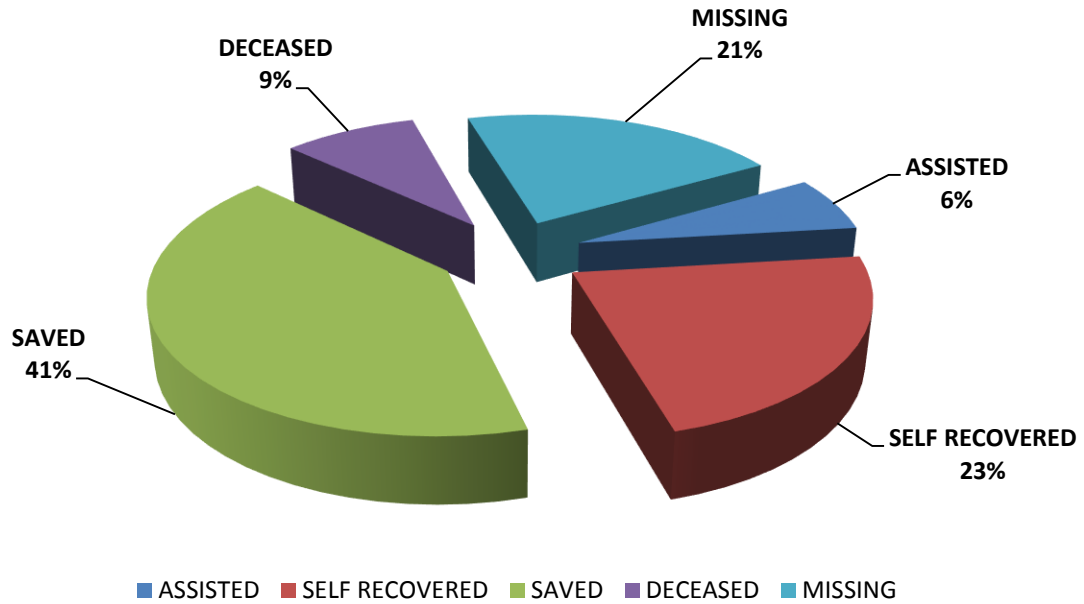
NON-AIRCRAFT MISSIONS

NON-AIRCRAFT SUMMARY CONTINUED

TYPE	INCIDENTS	MISSIONS	SAVES
Missing Person(s)	227	191	100
Rescue	62	42	52
MEDEVAC	37	29	25
Mercy	0	0	0
SRU Transport	1	1	0
Recovery	0	0	0
Mass Rescue	0	0	0
Boat	6	6	0
Vehicle	0	0	0
Precautionary	6	5	0

NON-AIRCRAFT MISSION RESULTS

This chart indicates mission results for non-aircraft incidents prosecuted by the AFRCC in 2015.



NON-AIRCRAFT SAVES

RESULT	INDIVIDUALS
Saved	174
Missing	91
Deceased	38
Assisted	28
Self Recovered	98

AIRCRAFT SUMMARY

The chart shows the types of aircraft incidents prosecuted by the AFRCC in 2015, the number of incidents overall, missions involving federal assets, and lives saved.

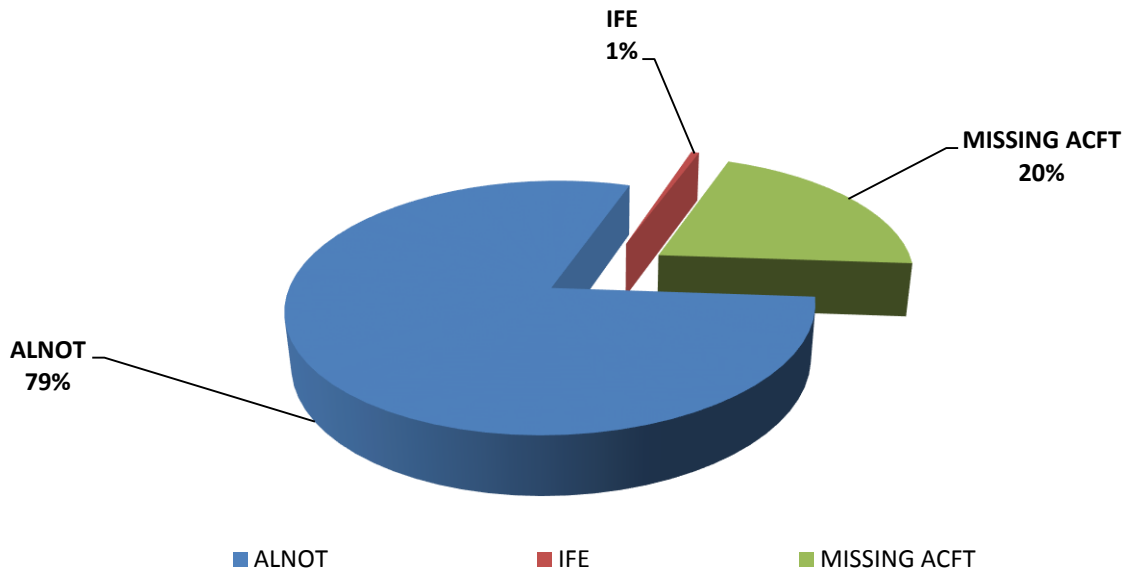
MISSING AIRCRAFT: The investigation of the report of an overdue aircraft which remains missing.

CRASH: An aircraft accident which was reported or located but did not require federal support.

ALNOT: An Alert Notice issued by the FAA for overdue aircraft requiring action by the AFRCC.

IFE: In Flight Emergency – A reported emergency involving an aircraft in flight.

PRECAUTIONARY: Mission opened with SAR resources on “standby” for major events such as for an air show.

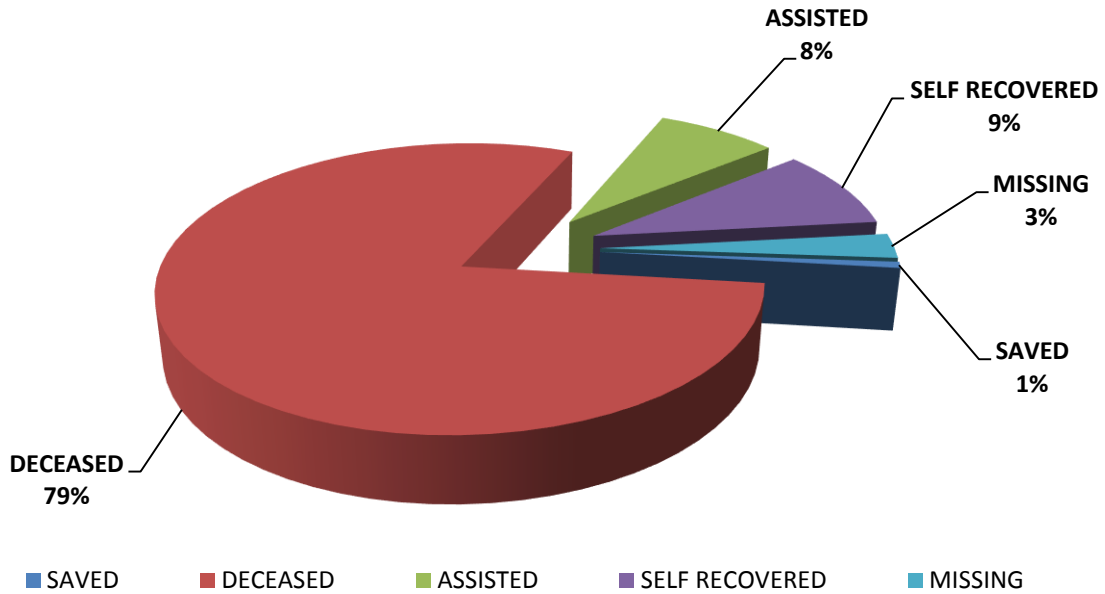


AIRCRAFT INCIDENTS

TYPE	INCIDENTS	MISSIONS	SAVES
ALNOT	135	48	0
IFE	1	0	0
Crash	0	0	0
Missing Aircraft	35	17	1

AIRCRAFT MISSION RESULTS

This chart indicates mission results for aircraft related incidents prosecuted by the AFRCC in 2015.

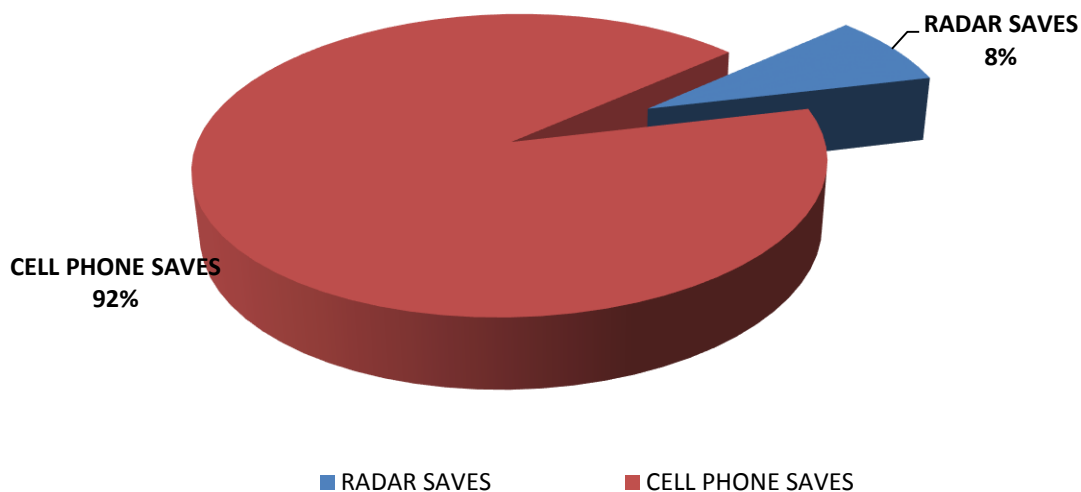


MISSION RESULTS

RESULT	INDIVIDUALS
Saved	1
Missing	4
Deceased	113
Assisted	11
Self-Recovered	13

RADAR AND CELL PHONE FORENSICS

The below chart indicates the number of missions in which radar and cell phone forensics were involved and the number of corresponding lives saved. Often both types of forensics are used on a mission.



RADAR AND CELL FORENSICS

TYPE	MISSIONS	SAVES
Radar Forensics	54	5
Cell Forensics	155	58

The AFRCC is authorized to request cell phone forensics IAW 18 U.S.C. § 2702 (b) (8)

- § 2702. Voluntary disclosure of customer communications or records
- (b) Exceptions for disclosure of communications.-- A provider described in subsection (a) may divulge the contents of a communication--
- (8) To a Federal, State, or local governmental entity, if the provider, in good faith, believes that an emergency involving danger of death or serious physical injury to any person requires disclosure without delay of communications relating to the emergency.

SEARCH AND RESCUE UNIT (SRU) MISSION

The total number of missions by SRU is determined by extensive data mining and may be different than what each SRU has. The total on this page is higher than the actual annual number due to multiple SRUs being involved in the same mission.

COAST GUARD		
SRU NAME	MISSIONS	SAVES
CGD08	1	0
CGD09	3	2
CGD11	1	0
CGD13	5	2
CGAS ASTORIA	2	1
CGAS NORTH BEND	3	2
CGAS TRAVERSE CITY	2	1
USCG TOTAL	17	8
ARMY NATIONAL GUARD		
SRU NAME	MISSIONS	SAVES
HAATS	24	27
AASF GOWEN	1	1
AASF HELENA	1	3
BRAVO COMPANY 1ST/214TH	2	1
AASF BOISE	5	6
AASF BANGOR	5	8
AASF LEXINGTON	1	0
AASF MATHER	1	1
66 AVN BDE	1	3
159th AVN BN (WY ARNG)	2	2
AASF BUCKLEY	4	3
ARNG TOTAL	47	55
NAVY		
SRU NAME	MISSIONS	SAVES
NAS WHIDBEY ISLAND	26	25
NAS CHINA LAKE	5	4
NAS FALLON	1	1
NAS LEMOORE	4	2
USN TOTAL	36	32
AIR FORCE (AD/RESERVE)		
SRU NAME	MISSIONS	SAVES
36th RQF	3	1
40th HF	6	7

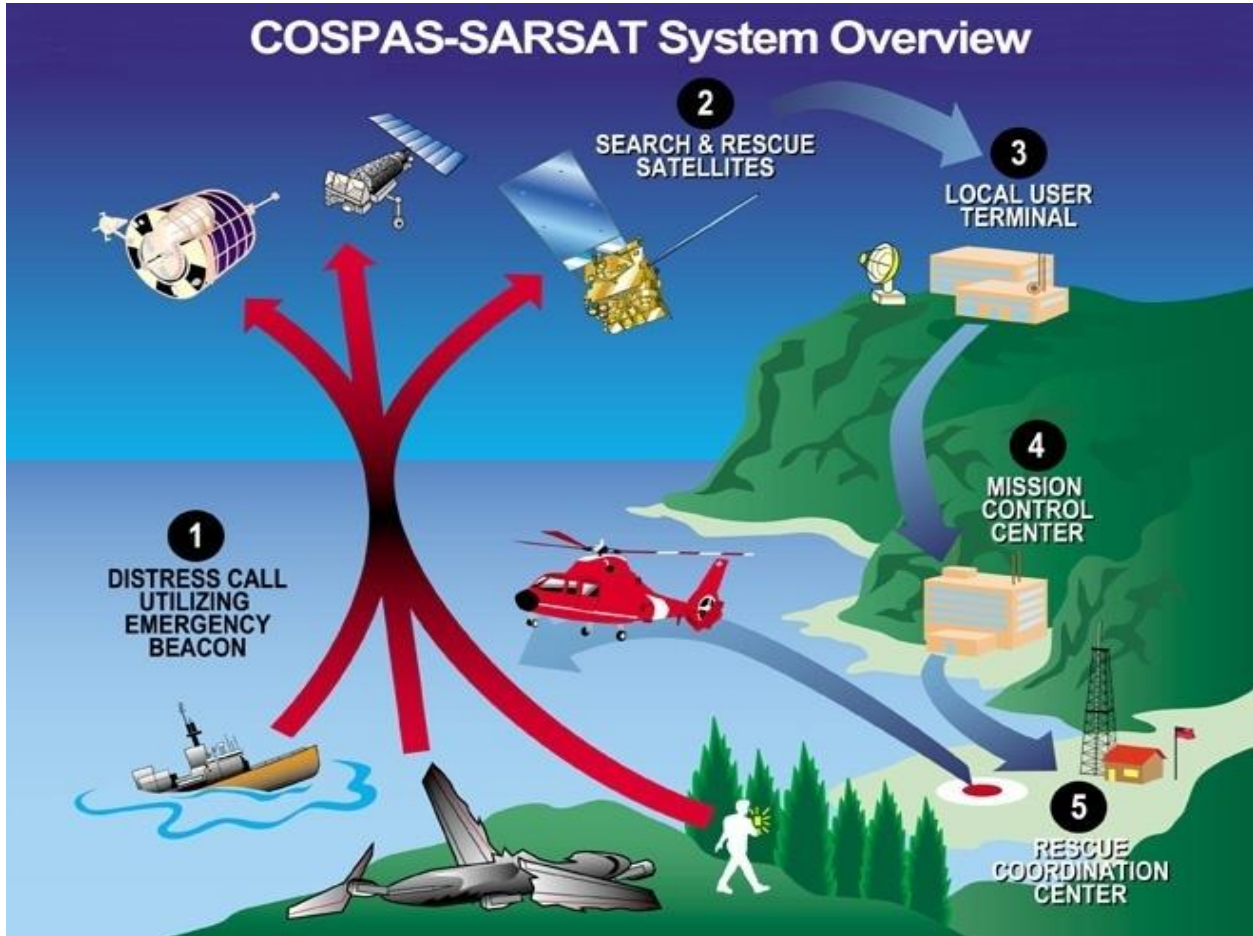
71st RQS	2	0
301st RQS	1	0
308th RQS	1	0
66st RQS	2	0
305th RQS	2	2
512th RQS	1	0
304th RQS	1	2
55th RQS	1	7
AF TOTAL	20	19
AIR NATIONAL GUARD		
SRU NAME	MISSIONS	SAVES
129th RQW	1	0
120th FS	1	1
163RD ATKW	2	1
106 RQW	2	1
ANG TOTAL	6	3
MARINES		
SRU NAME	MISSIONS	SAVES
MCAS YUMA	2	3
USMC TOTAL	2	3
DEPARTMENT OF HOMELAND SECURITY		
Customs and Border Patrol	1	0
DHS TOTAL	1	0
CIVIL AIR PATROL		
SRU NAME	MISSIONS	SAVES
NHQ CAP	209	63
AL CAP	10	0
AK CAP	0	0
AZ CAP	22	0
AR CAP	6	0
CA CAP	69	0
CO CAP	16	0
CT CAP	6	0
DE CAP	4	0
FL CAP	85	3
GA CAP	16	0
HI CAP	0	0
ID CAP	8	0
IL CAP	11	0
IN CAP	7	0
IA CAP	1	0

KS CAP	4	0
KY CAP	7	1
LA CAP	9	0
ME CAP	3	0
MD CAP	6	0
MA CAP	7	0
MI CAP	11	0
MN CAP	3	0
MS CAP	3	0
MO CAP	5	0
MT CAP	6	0
NE CAP	0	0
NV CAP	6	1
NH CAP	2	0
NM CAP	8	0
NJ CAP	12	0
NY CAP	12	0
NC CAP	16	0
ND CAP	6	0
OH CAP	10	0
OK CAP	10	0
OR CAP	12	1
PA CAP	11	0
RI CAP	0	0
SC CAP	9	0
SD CAP	2	0
TN CAP	9	0
TX CAP	41	0
UT CAP	8	0
VT CAP	0	0
VA CAP	13	0
WA CAP	5	1
WV CAP	2	0
WI CAP	10	0
WY CAP	9	1
PR CAP	5	0
CAP Total	752	71
ALL SRUs TOTAL	879	333

**REMEMBER TO REGISTER YOUR 406 MHz BEACON
UPDATE IT ANYTIME A CHANGE IS MADE!**

HELP US SAVE LIVES!

<https://beaconregistration.noaa.gov>



For more information about the AFRCC annual report or if you have questions or concerns addressing the information in this product, please contact Mr. Stephen Bell at 850-283-5427 or stephen.bell.8@us.af.mil.



AIR FORCE RESCUE COORDINATION CENTER
650 Florida Avenue, Stop 73
Tyndall Air Force Base, Florida 32403
EMERGENCIES ONLY: Commercial 850-283-5955 / DSN 523-5955
Office: Commercial 850-283-5129 / DSN 523-5129 / FAX 850-283-5101
afccc.console@us.af.mil

<http://www.1af.acc.af.mil/units/afccc/>

"These Things We Do ... That Others May Live"